



CD 72

Date d'édition 01/02/2022



TABLEAU DE BORD DES LICENCIÉS

COMITÉ DE LA SARTHE

A la date du : **01/02/2022**

Fin de saison 2020-2021

ECART + 823

Ecart sur même période

| 2020-2021 | 2019-2020 | 2018-2019 |
|-----------|-----------|-----------|
| 844 | -286 | -145 |
| 13,61% | -3,90% | -2,02% |

| | Saison en cours | | Saison précédente * | |
|----------------------|-----------------|--------|---------------------|--------|
| | 2021-2022 | % | 2020-2021 | % |
| MASCULINS | 4 834 | 68,60% | 4 330 | 69,57% |
| FEMININS | 2 213 | 31,40% | 1 894 | 30,43% |
| TOTAL | 7 047 | | 6 224 | |
| Seniors | 1 146 | 16,26% | 1 150 | 18,48% |
| U20 - Juniors | 120 | 1,70% | 120 | 1,93% |
| U18 - Juniors-Cadets | 396 | 5,62% | 381 | 6,12% |
| U17 - Cadets | 636 | 9,03% | 673 | 10,81% |
| U15 - Minimes | 832 | 11,81% | 796 | 12,79% |
| U13 - Benjamins | 795 | 11,28% | 778 | 12,50% |
| U11 - Poussins | 951 | 13,50% | 763 | 12,26% |
| U9 - Min-Poussins | 757 | 10,74% | 523 | 8,40% |
| U7 - Baby-Basket | 634 | 9,00% | 380 | 6,11% |
| Détente | 309 | 4,38% | 215 | 3,45% |
| Non Joueur | 471 | 6,68% | 445 | 7,15% |

| Catégorie | MASCULIN | | | | FEMININ | | | | Catégorie |
|-----------------------|--------------|---------------|--------------|--------------|--------------|---------------|--------------|--------------|-----------------------|
| | 21-22 | % | 20-21 | Ecart | 21-22 | % | 20-21 | Ecart | |
| Seniors | 839 | 17,36% | 849 | - 10 | 307 | 13,87% | 301 | + 6 | Seniors |
| U20 - Juniors | 93 | 1,92% | 89 | + 4 | 27 | 1,22% | 31 | - 4 | U20 - Juniors |
| U18 - Juniors-Cadets | 270 | 5,59% | 273 | - 3 | 126 | 5,69% | 108 | + 18 | U18 - Juniors-Cadets |
| U17 - Cadets | 433 | 8,96% | 469 | - 36 | 203 | 9,17% | 204 | - 1 | U17 - Cadets |
| U15 - Minimes | 566 | 11,71% | 476 | + 90 | 266 | 12,02% | 320 | - 54 | U15 - Minimes |
| U13 - Benjamins | 551 | 11,40% | 542 | + 9 | 244 | 11,03% | 236 | + 8 | U13 - Benjamins |
| U11 - Poussins | 603 | 12,47% | 504 | + 99 | 348 | 15,73% | 259 | + 89 | U11 - Poussins |
| U9 - Min-Poussins | 515 | 10,65% | 384 | + 131 | 242 | 10,94% | 139 | + 103 | U9 - Min-Poussins |
| U7 - Baby-Basket | 439 | 9,08% | 284 | + 155 | 195 | 8,81% | 96 | + 99 | U7 - Baby-Basket |
| Loisir/Entreprise/VsE | 250 | 5,17% | 179 | + 71 | 59 | 2,67% | 36 | + 23 | Loisir/Entreprise/VsE |
| Non Joueur | 275 | 5,69% | 281 | - 6 | 196 | 8,86% | 164 | + 32 | Non Joueur |
| TOTAL | 4 834 | 68,60% | 4 330 | + 504 | 2 213 | 31,40% | 1 894 | + 319 | TOTAL |

| | Masculin | % | Féminin | % |
|--------|----------|--------|---------|--------|
| FFBB | 333 962 | 65,60% | 175 111 | 34,40% |
| Ligue | 34 559 | 57,06% | 26 004 | 42,94% |
| Sarthe | 4 834 | 68,60% | 2 213 | 31,40% |

La Ligue Pays de Loire représente 11,90% de la FFBB
 La Sarthe représente 11,64% de la Ligue Pays de Loire
 La Sarthe représente 1,38% de la FFBB

| | |
|---------------------------------|--------|
| Moyenne de licenciés par clubs | 138,18 |
| Nombres de clubs pris en compte | 51 |

* les chiffres de 2020-2021 sont bien sûr ceux de fin de saison

Edité par la Commission Qualifications
Bruno PIOU

| 2021-2022 | | |
|-------------------------|-------|--------|
| CREATION | 1 886 | 26,76% |
| RENOUVELLEMENT/MUTATION | 5 161 | 73,24% |

| Top 10 des licenciés par clubs | | | | 100 | EFFECTIF >= SAISON n-1 |
|--------------------------------|-----------------------|------------|-----------|-------|------------------------|
| Rang | CLUB | MASCULIN | FEMININ | TOTAL | EFFECTIF < SAISON n-1 |
| | | % Masculin | % Féminin | | |
| 1 | LA CHAPELLE ST AUBIN | 238 | 91 | 329 | 72,34% |
| 2 | LE MANS C.S.S.G. | 214 | 81 | 295 | 72,54% |
| 3 | LE MANS SAINT PAVIN | 190 | 103 | 293 | 64,85% |
| 4 | LE MANS JALT | 255 | 15 | 270 | 94,44% |
| 4 | LE MANS SCM | 244 | 26 | 270 | 90,37% |
| 6 | FRESNAY /SARTHE | 164 | 104 | 268 | 61,19% |
| 7 | BASKET CLUB ROZEEEN | 152 | 80 | 232 | 65,52% |
| 8 | LA FERTE BERNARD V.S. | 164 | 66 | 230 | 71,30% |
| 9 | LA FLECHE US | 168 | 59 | 227 | 74,01% |
| 10 | CONLIE B.C. | 153 | 66 | 219 | 69,86% |

| COMPARATIF SUR DEUX SAISON A LA MEME DATE | | | | | |
|---|--------------|--------------|---------------------|--------------|--------------|
| Saison 2020-2021 au | 01/02/2021 | écart | Saison 2021-2022 au | 01/02/2022 | |
| HOMMES | 4 310 | 69,56% | + 524 | HOMMES | 4 834 68,6% |
| FEMMES | 1 886 | 30,44% | + 327 | FEMMES | 2 213 31,4% |
| TOTAL | 6 196 | | | TOTAL | 7 047 |
| Différence | | + 851 | 13,7% | | |



Top 10 des Clubs Sarthois

Top 10 des licenciés par clubs

| Place | CLUB | MASCULIN | FEMININ | TOTAL | % Masculin | % Féminin |
|-------|-----------------------|----------|---------|-------|------------|-----------|
| 1 | LA CHAPELLE ST AUBIN | 238 | 91 | 329 | 72,34% | 27,66% |
| 2 | LE MANS C.S.S.G. | 214 | 81 | 295 | 72,54% | 27,46% |
| 3 | LE MANS SAINT PAVIN | 190 | 103 | 293 | 64,85% | 35,15% |
| 4 | LE MANS JALT | 255 | 15 | 270 | 94,44% | 5,56% |
| 5 | LE MANS SCM | 244 | 26 | 270 | 90,37% | 9,63% |
| 6 | FRESNAY /SARTHE | 164 | 104 | 268 | 61,19% | 38,81% |
| 7 | BASKET CLUB ROEZEEN | 152 | 80 | 232 | 65,52% | 34,48% |
| 8 | LA FERTE BERNARD V.S. | 164 | 66 | 230 | 71,30% | 28,70% |
| 9 | LA FLECHE US | 168 | 59 | 227 | 74,01% | 25,99% |
| 10 | CONLIE B.C. | 153 | 66 | 219 | 69,86% | 30,14% |

Top 10 Clubs - Licence U20 (Junior)

| Place | CLUB | MASCULIN | FEMININ | TOTAL | % Masculin | % Féminin |
|-------|--------------------------------|----------|---------|-------|------------|-----------|
| 1 | FRESNAY /SARTHE | 7 | 2 | 9 | 77,78% | 22,22% |
| 2 | LE MANS C.S.S.G. | 8 | 0 | 8 | 100,00% | 0,00% |
| 3 | BEAUMONT A.S. | 7 | 0 | 7 | 100,00% | 0,00% |
| 4 | JOUE L'ABBE MONTBIZOT | 5 | 2 | 7 | 71,43% | 28,57% |
| 5 | LE MANS GSOS | 7 | 0 | 7 | 100,00% | 0,00% |
| 6 | LE MANS SAINT PAVIN | 4 | 2 | 6 | 66,67% | 33,33% |
| 7 | LE MANS JALT | 6 | 0 | 6 | 100,00% | 0,00% |
| 8 | TELOCHE BASKET CLUB | 6 | 0 | 6 | 100,00% | 0,00% |
| 9 | LE MANS J.C.M. | 3 | 2 | 5 | 60,00% | 40,00% |
| 10 | ST MARS D OUTILLE LES MOUETTES | 5 | 0 | 5 | 100,00% | 0,00% |

Top 10 Clubs - Licence U17 (Cadet)

| Place | CLUB | MASCULIN | FEMININ | TOTAL | % Masculin | % Féminin |
|-------|---------------------------|----------|---------|-------|------------|-----------|
| 1 | LA CHAPELLE ST AUBIN | 24 | 12 | 36 | 66,67% | 33,33% |
| 2 | LA FERTE BERNARD V.S. | 26 | 8 | 34 | 76,47% | 23,53% |
| 3 | LE MANS SCM | 33 | 0 | 33 | 100,00% | 0,00% |
| 4 | LE MANS SAINT PAVIN | 20 | 11 | 31 | 64,52% | 35,48% |
| 5 | LE MANS C.S.S.G. | 18 | 12 | 30 | 60,00% | 40,00% |
| 6 | LE MANS JALT | 30 | 0 | 30 | 100,00% | 0,00% |
| 7 | COULAINES J.S. | 0 | 26 | 26 | 0,00% | 100,00% |
| 8 | LE MANS J.C.M. | 22 | 3 | 25 | 88,00% | 12,00% |
| 9 | LA FLECHE US | 21 | 3 | 24 | 87,50% | 12,50% |
| 10 | BASKET BALL CLUB CHANGÉEN | 14 | 10 | 24 | 58,33% | 41,67% |

Top 10 Clubs - Licence U13 (Benjamin)

| Place | CLUB | MASCULIN | FEMININ | TOTAL | % Masculin | % Féminin |
|-------|-----------------------|----------|---------|-------|------------|-----------|
| 1 | LE MANS SAINT PAVIN | 25 | 19 | 44 | 56,82% | 43,18% |
| 2 | LA FERTE BERNARD V.S. | 26 | 12 | 38 | 68,42% | 31,58% |
| 3 | LE MANS JALT | 38 | 0 | 38 | 100,00% | 0,00% |
| 4 | LE MANS SCM | 36 | 0 | 36 | 100,00% | 0,00% |
| 5 | LE MANS J.C.M. | 20 | 15 | 35 | 57,14% | 42,86% |
| 6 | FRESNAY /SARTHE | 18 | 17 | 35 | 51,43% | 48,57% |
| 7 | LA CHAPELLE ST AUBIN | 17 | 14 | 31 | 54,84% | 45,16% |
| 8 | LE MANS C.S.S.G. | 22 | 6 | 28 | 78,57% | 21,43% |
| 9 | BASKET CLUB ROEZEEN | 17 | 11 | 28 | 60,71% | 39,29% |
| 10 | COULAINES J.S. | 16 | 10 | 26 | 61,54% | 38,46% |

Top 10 Clubs - Licence U9 (Mini Poussin)

| Place | CLUB | MASCULIN | FEMININ | TOTAL | % Masculin | % Féminin |
|-------|-----------------------|----------|---------|-------|------------|-----------|
| 1 | LA CHAPELLE ST AUBIN | 32 | 12 | 44 | 72,73% | 27,27% |
| 2 | GUECELARD B.B.C. | 24 | 8 | 32 | 75,00% | 25,00% |
| 3 | CONLIE B.C. | 23 | 9 | 32 | 71,88% | 28,13% |
| 4 | LE MANS C.S.S.G. | 24 | 7 | 31 | 77,42% | 22,58% |
| 5 | ECOMMOY K.B.C. | 20 | 9 | 29 | 68,97% | 31,03% |
| 6 | ROUILLON E.G | 18 | 10 | 28 | 64,29% | 35,71% |
| 7 | BASKET CLUB ROEZEEN | 18 | 10 | 28 | 64,29% | 35,71% |
| 8 | LA FERTE BERNARD V.S. | 22 | 4 | 26 | 84,62% | 15,38% |
| 9 | JOUE L'ABBE MONTBIZOT | 19 | 6 | 25 | 76,00% | 24,00% |
| 10 | LE MANS A.S.MADELEINE | 15 | 10 | 25 | 60,00% | 40,00% |

Top 10 Clubs - Licence Déténté

| Place | CLUB | MASCULIN | FEMININ | TOTAL | % Masculin | % Féminin |
|-------|---------------------------|----------|---------|-------|------------|-----------|
| 1 | FRESNAY /SARTHE | 9 | 23 | 32 | 28,13% | 71,88% |
| 2 | LA FERTE BERNARD V.S. | 5 | 22 | 27 | 18,52% | 81,48% |
| 3 | BASKET BALL CLUB CHANGÉEN | 3 | 19 | 22 | 13,64% | 86,36% |
| 4 | LE MANS GSOS | 4 | 15 | 19 | 21,05% | 78,95% |
| 5 | CÉRANS YVRE BASKET | 2 | 14 | 16 | 12,50% | 87,50% |
| 6 | SABLE BASKET | 6 | 10 | 16 | 37,50% | 62,50% |
| 7 | LA CHAPELLE ST AUBIN | 0 | 15 | 15 | 0,00% | 100,00% |
| 8 | ROUILLON E.G | 2 | 10 | 12 | 16,67% | 83,33% |
| 9 | LE MANS SAINT PAVIN | 3 | 8 | 11 | 27,27% | 72,73% |
| 10 | CONLIE B.C. | 2 | 9 | 11 | 18,18% | 81,82% |

Top 10 Clubs - Licence Senior

| Place | CLUB | MASCULIN | FEMININ | TOTAL | % Masculin | % Féminin |
|-------|--------------------------------|----------|---------|-------|------------|-----------|
| 1 | LE MANS C.S.S.G. | 61 | 25 | 86 | 70,93% | 29,07% |
| 2 | LE MANS SAINT PAVIN | 53 | 31 | 84 | 63,10% | 36,90% |
| 3 | LE MANS GSOS | 32 | 12 | 44 | 72,73% | 27,27% |
| 4 | ST MARS D OUTILLE LES MOUETTES | 28 | 16 | 44 | 63,64% | 36,36% |
| 5 | LA CHAPELLE ST AUBIN | 34 | 9 | 43 | 79,07% | 20,93% |
| 6 | JOUE L'ABBE MONTBIZOT | 27 | 15 | 42 | 64,29% | 35,71% |
| 7 | BASKET BALL CLUB CHANGÉEN | 40 | 1 | 41 | 97,56% | 2,44% |
| 8 | LE MANS JALT | 40 | 0 | 40 | 100,00% | 0,00% |
| 9 | CONLIE B.C. | 27 | 12 | 39 | 69,23% | 30,77% |
| 10 | ARNAGE U.S. | 35 | 1 | 36 | 97,22% | 2,78% |

Top 10 Clubs - Licence U18 (Junior/Cadet)

| Place | CLUB | MASCULIN | FEMININ | TOTAL | % Masculin | % Féminin |
|-------|-----------------------------|----------|---------|-------|------------|-----------|
| 1 | LE MANS JALT | 21 | 0 | 21 | 100,00% | 0,00% |
| 2 | LE MANS C.S.S.G. | 19 | 1 | 20 | 95,00% | 5,00% |
| 3 | BASKET BALL CLUB CHANGÉEN | 18 | 1 | 19 | 94,74% | 5,26% |
| 4 | NEUVILLE BASKET ASSOCIATION | 10 | 9 | 19 | 52,63% | 47,37% |
| 5 | ETIVAL BASKET CLUB | 12 | 6 | 18 | 66,67% | 33,33% |
| 6 | LE MANS SAINT PAVIN | 13 | 4 | 17 | 76,47% | 23,53% |
| 7 | LE MANS SCM | 17 | 0 | 17 | 100,00% | 0,00% |
| 8 | RUAUDIN JEUNESSES SPORTIVE | 11 | 6 | 17 | 64,71% | 35,29% |
| 9 | LA CHAPELLE ST AUBIN | 14 | 3 | 17 | 82,35% | 17,65% |
| 10 | COULAINES J.S. | 3 | 13 | 16 | 18,75% | 81,25% |

Top 10 Clubs - Licence U15 (Minime)

| Place | CLUB | MASCULIN | FEMININ | TOTAL | % Masculin | % Féminin |
|-------|---------------------------|----------|---------|-------|------------|-----------|
| 1 | LE MANS SCM | 49 | 0 | 49 | 100,00% | 0,00% |
| 2 | LA CHAPELLE ST AUBIN | 35 | 9 | 44 | 79,55% | 20,45% |
| 3 | COULAINES J.S. | 20 | 19 | 39 | 51,28% | 48,72% |
| 4 | CONLIE B.C. | 23 | 13 | 36 | 63,89% | 36,11% |
| 5 | CÉRANS YVRE BASKET | 20 | 15 | 35 | 57,14% | 42,86% |
| 6 | SABLE BASKET | 18 | 16 | 34 | 52,94% | 47,06% |
| 7 | LE MANS J.C.M. | 21 | 11 | 32 | 65,63% | 34,38% |
| 8 | LE MANS JALT | 29 | 0 | 29 | 100,00% | 0,00% |
| 9 | BASKET BALL CLUB CHANGÉEN | 10 | 19 | 29 | 34,48% | 65,52% |
| 10 | FRESNAY /SARTHE | 13 | 16 | 29 | 44,83% | 55,17% |

Top 10 Clubs - Licence U11 (Poussin)

| Place | CLUB | MASCULIN | FEMININ | TOTAL | % Masculin | % Féminin |
|-------|----------------------------|----------|---------|-------|------------|-----------|
| 1 | LA CHAPELLE ST AUBIN | 35 | 14 | 49 | 71,43% | 28,57% |
| 2 | LE MANS JALT | 38 | 5 | 43 | 88,37% | 11,63% |
| 3 | FRESNAY /SARTHE | 20 | 18 | 38 | 52,63% | 47,37% |
| 4 | ARNAGE U.S. | 21 | 16 | 37 | 56,76% | 43,24% |
| 5 | LE MANS C.S.S.G. | 20 | 16 | 36 | 55,56% | 44,44% |
| 6 | SABLE BASKET | 25 | 11 | 36 | 69,44% | 30,56% |
| 7 | RUAUDIN JEUNESSES SPORTIVE | 22 | 12 | 34 | 64,71% | 35,29% |
| 8 | BASKET CLUB ROEZEEN | 14 | 20 | 34 | 41,18% | 58,82% |
| 9 | CONLIE B.C. | 20 | 12 | 32 | 62,50% | 37,50% |
| 10 | ECOMMOY K.B.C. | 22 | 10 | 32 | 68,75% | 31,25% |

Top 10 Clubs - Licence U7 (Baby Basket)

| Place | CLUB | MASCULIN | FEMININ | TOTAL | % Masculin | % Féminin |
|-------|----------------------------|----------|---------|-------|------------|-----------|
| 1 | LA FLECHE US | 37 | 10 | 47 | 78,72% | 21,28% |
| 2 | FRESNAY /SARTHE | 28 | 11 | 39 | 71,79% | 28,21% |
| 3 | JOUE L'ABBE MONTBIZOT | 29 | 9 | 38 | 76,32% | 23,68% |
| 4 | RUAUDIN JEUNESSES SPORTIVE | 20 | 18 | 38 | 52,63% | 47,37% |
| 5 | BASKET CLUB ROEZEEN | 22 | 14 | 36 | 61,11% | 38,89% |
| 6 | LA CHAPELLE ST AUBIN | 17 | 15 | 32 | 53,13% | 46,88% |
| 7 | LE MANS SAINT PAVIN | 21 | 5 | 26 | 80,77% | 19,23% |
| 8 | GUECELARD B.B.C. | 16 | 9 | 25 | 64,00% | 36,00% |
| 9 | ANILLE BRAYE BASKET | 15 | 6 | 21 | 71,43% | 28,57% |
| 10 | CHAMPAGNE ES | 15 | 6 | 21 | 71,43% | 28,57% |

Top 10 Clubs - Licence Non Joueur

| Place | CLUB | MASCULIN | FEMININ | TOTAL | % Masculin | % Féminin |
|-------|----------------------------------|----------|---------|-------|------------|-----------|
| 1 | LE MANS SCM | 33 | 15 | 48 | 68,75% | 31,25% |
| 2 | COULAINES J.S. | 15 | 11 | 26 | 57,69% | 42,31% |
| 3 | LE MANS A.S.MADELEINE | 14 | 9 | 23 | 60,87% | 39,13% |
| 4 | LE MANS JALT | 16 | 4 | 20 | 80,00% | 20,00% |
| 5 | RUAUDIN JEUNESSES SPORTIVE | 11 | 4 | 15 | 73,33% | 26,67% |
| 6 | SOM BASKET-BALL | 8 | 7 | 15 | 53,33% | 46,67% |
| 7 | LE MANS SAINT PAVIN | 10 | 4 | 14 | 71,43% | 28,57% |
| 8 | LE MANS C.S.S.G. | 10 | 4 | 14 | 71,43% | 28,57% |
| 9 | CD72 - HORS ASSOCIATION - SARTHE | 12 | 2 | 14 | 85,71% | 14,29% |
| 10 | BASKET BALL CLUB CHANGÉEN | 8 | 5 | 13 | 61,54% | 38,46% |



Top 20 des Clubs Sarthois

Top 20 des licenciés par clubs

| Place | CLUB | MASCULIN | FEMININ | TOTAL | % Masculin | % Féminin |
|-------|----------------------------|----------|---------|-------|------------|-----------|
| 1 | LA CHAPELLE ST AUBIN | 238 | 91 | 329 | 72,34% | 27,66% |
| 2 | LE MANS C.S.S.G. | 214 | 81 | 295 | 72,54% | 27,46% |
| 3 | LE MANS SAINT PAVIN | 190 | 103 | 293 | 64,85% | 35,15% |
| 4 | LE MANS JALT | 255 | 15 | 270 | 94,44% | 5,56% |
| 5 | LE MANS SCM | 244 | 26 | 270 | 90,37% | 9,63% |
| 6 | FRESNAY /SARTHE | 164 | 104 | 268 | 61,19% | 38,81% |
| 7 | BASKET CLUB ROZEZEN | 152 | 80 | 232 | 65,52% | 34,48% |
| 8 | LA FERTE BERNARD V.S. | 164 | 66 | 230 | 71,30% | 28,70% |
| 9 | LA FLECHE US | 168 | 59 | 227 | 74,01% | 25,99% |
| 10 | CONLIE B.C. | 153 | 66 | 219 | 69,86% | 30,14% |
| 11 | SABLE BASKET | 131 | 88 | 219 | 59,82% | 40,18% |
| 12 | BASKET BALL CLUB CHANGÉEN | 157 | 59 | 216 | 72,69% | 27,31% |
| 13 | RUAUDIN JEUNESSES SPORTIVE | 134 | 79 | 213 | 62,91% | 37,09% |
| 14 | JOUE L'ABBE MONTBIZOT | 142 | 67 | 209 | 67,94% | 32,06% |
| 15 | COULAINES J.S. | 92 | 109 | 201 | 45,77% | 54,23% |
| 16 | LE MANS J.C.M. | 124 | 65 | 189 | 65,61% | 34,39% |
| 17 | LE MANS GSOS | 124 | 57 | 181 | 68,51% | 31,49% |
| 18 | LE MANS A.S.MADELEINE | 118 | 55 | 173 | 68,21% | 31,79% |
| 19 | ARNAGE U.S. | 118 | 54 | 172 | 68,60% | 31,40% |
| 20 | GUECELARD B.B.C. | 101 | 61 | 162 | 62,35% | 37,65% |

Top 20 Clubs - Licence Senior

| Place | CLUB | MASCULIN | FEMININ | TOTAL | % Masculin | % Féminin |
|-------|--------------------------------|----------|---------|-------|------------|-----------|
| 1 | LE MANS C.S.S.G. | 61 | 25 | 86 | 70,93% | 29,07% |
| 2 | LE MANS SAINT PAVIN | 53 | 31 | 84 | 63,10% | 36,90% |
| 3 | LE MANS GSOS | 32 | 12 | 44 | 72,73% | 27,27% |
| 4 | ST MARS D OUTILLE LES MOUETTES | 28 | 16 | 44 | 63,64% | 36,36% |
| 5 | LA CHAPELLE ST AUBIN | 34 | 9 | 43 | 79,07% | 20,93% |
| 6 | JOUE L'ABBE MONTBIZOT | 27 | 15 | 42 | 64,29% | 35,71% |
| 7 | BASKET BALL CLUB CHANGÉEN | 40 | 1 | 41 | 97,56% | 2,44% |
| 8 | LE MANS JALT | 40 | 0 | 40 | 100,00% | 0,00% |
| 9 | CONLIE B.C. | 27 | 12 | 39 | 69,23% | 30,77% |
| 10 | ARNAGE U.S. | 35 | 1 | 36 | 97,22% | 2,78% |
| 11 | COULAINES J.S. | 20 | 14 | 34 | 58,82% | 41,18% |
| 12 | RUAUDIN JEUNESSES SPORTIVE | 15 | 19 | 34 | 44,12% | 55,88% |
| 13 | MAMERS S.A. | 21 | 12 | 33 | 63,64% | 36,36% |
| 14 | NEUVILLE BASKET ASSOCIATION | 22 | 10 | 32 | 68,75% | 31,25% |
| 15 | MULSANNE BASKET 2000 | 21 | 9 | 30 | 70,00% | 30,00% |
| 16 | FRESNAY /SARTHE | 18 | 11 | 29 | 62,07% | 37,93% |
| 17 | LE MANS SCM | 28 | 0 | 28 | 100,00% | 0,00% |
| 18 | MANSIGNE BASKET CLUB | 19 | 9 | 28 | 67,86% | 32,14% |
| 19 | MONTFORT SPORT BASKET | 12 | 14 | 26 | 46,15% | 53,85% |
| 20 | SABLE BASKET | 16 | 10 | 26 | 61,54% | 38,46% |

Top 20 Clubs - Licence U20 (Junior)

| Place | CLUB | MASCULIN | FEMININ | TOTAL | % Masculin | % Féminin |
|-------|--------------------------------|----------|---------|-------|------------|-----------|
| 1 | FRESNAY /SARTHE | 7 | 2 | 9 | 77,78% | 22,22% |
| 2 | LE MANS C.S.S.G. | 8 | 0 | 8 | 100,00% | 0,00% |
| 3 | BEAUMONT A.S. | 7 | 0 | 7 | 100,00% | 0,00% |
| 4 | JOUE L'ABBE MONTBIZOT | 5 | 2 | 7 | 71,43% | 28,57% |
| 5 | LE MANS GSOS | 7 | 0 | 7 | 100,00% | 0,00% |
| 6 | LE MANS SAINT PAVIN | 4 | 2 | 6 | 66,67% | 33,33% |
| 7 | LE MANS JALT | 6 | 0 | 6 | 100,00% | 0,00% |
| 8 | TELOCHE BASKET CLUB | 6 | 0 | 6 | 100,00% | 0,00% |
| 9 | LE MANS J.C.M. | 3 | 2 | 5 | 60,00% | 40,00% |
| 10 | ST MARS D OUTILLE LES MOUETTES | 5 | 0 | 5 | 100,00% | 0,00% |
| 11 | LE MANS A.S.MADELEINE | 5 | 0 | 5 | 100,00% | 0,00% |
| 12 | CONLIE B.C. | 5 | 0 | 5 | 100,00% | 0,00% |
| 13 | LA CHAPELLE ST AUBIN | 4 | 1 | 5 | 80,00% | 20,00% |
| 14 | LA FERTE BERNARD V.S. | 1 | 3 | 4 | 25,00% | 75,00% |
| 15 | LA FLECHE US | 2 | 2 | 4 | 50,00% | 50,00% |
| 16 | RUAUDIN JEUNESSES SPORTIVE | 1 | 3 | 4 | 25,00% | 75,00% |
| 17 | ARNAGE U.S. | 3 | 0 | 3 | 100,00% | 0,00% |
| 18 | BASKET CANTONAL MALICORNAIS | 0 | 3 | 3 | 0,00% | 100,00% |
| 19 | SABLE BASKET | 3 | 0 | 3 | 100,00% | 0,00% |
| 20 | BASKET CLUB ROZEZEN | 2 | 1 | 3 | 66,67% | 33,33% |

Top 20 Clubs - Licence U18 (Junior/Cadet)

| Place | CLUB | MASCULIN | FEMININ | TOTAL | % Masculin | % Féminin |
|-------|--------------------------------|----------|---------|-------|------------|-----------|
| 1 | LE MANS JALT | 21 | 0 | 21 | 100,00% | 0,00% |
| 2 | LE MANS C.S.S.G. | 19 | 1 | 20 | 95,00% | 5,00% |
| 3 | BASKET BALL CLUB CHANGÉEN | 18 | 1 | 19 | 94,74% | 5,26% |
| 4 | NEUVILLE BASKET ASSOCIATION | 10 | 9 | 19 | 52,63% | 47,37% |
| 5 | ETIVAL BASKET CLUB | 12 | 6 | 18 | 66,67% | 33,33% |
| 6 | LE MANS SAINT PAVIN | 13 | 4 | 17 | 76,47% | 23,53% |
| 7 | LE MANS SCM | 17 | 0 | 17 | 100,00% | 0,00% |
| 8 | RUAUDIN JEUNESSES SPORTIVE | 11 | 6 | 17 | 64,71% | 35,29% |
| 9 | LA CHAPELLE ST AUBIN | 14 | 3 | 17 | 82,35% | 17,65% |
| 10 | COULAINES J.S. | 3 | 13 | 16 | 18,75% | 81,25% |
| 11 | LA FLECHE US | 11 | 4 | 15 | 73,33% | 26,67% |
| 12 | SABLE BASKET | 4 | 10 | 14 | 28,57% | 71,43% |
| 13 | SOM BASKET-BALL | 0 | 13 | 13 | 0,00% | 100,00% |
| 14 | BASKET CLUB ROZEZEN | 10 | 3 | 13 | 76,92% | 23,08% |
| 15 | ST MARS D OUTILLE LES MOUETTES | 12 | 0 | 12 | 100,00% | 0,00% |
| 16 | FRESNAY /SARTHE | 8 | 4 | 12 | 66,67% | 33,33% |
| 17 | LE MANS J.C.M. | 10 | 1 | 11 | 90,91% | 9,09% |
| 18 | CONLIE B.C. | 5 | 6 | 11 | 45,45% | 54,55% |
| 19 | MULSANNE BASKET 2000 | 7 | 4 | 11 | 63,64% | 36,36% |
| 20 | LA FERTE BERNARD V.S. | 3 | 7 | 10 | 30,00% | 70,00% |

Top 20 Clubs - Licence U17 (Cadet)

| Place | CLUB | MASCULIN | FEMININ | TOTAL | % Masculin | % Féminin |
|-------|--------------------------------|----------|---------|-------|------------|-----------|
| 1 | LA CHAPELLE ST AUBIN | 24 | 12 | 36 | 66,67% | 33,33% |
| 2 | LA FERTE BERNARD V.S. | 26 | 8 | 34 | 76,47% | 23,53% |
| 3 | LE MANS SCM | 33 | 0 | 33 | 100,00% | 0,00% |
| 4 | LE MANS SAINT PAVIN | 20 | 11 | 31 | 64,52% | 35,48% |
| 5 | LE MANS C.S.S.G. | 18 | 12 | 30 | 60,00% | 40,00% |
| 6 | LE MANS JALT | 30 | 0 | 30 | 100,00% | 0,00% |
| 7 | COULAINES J.S. | 0 | 26 | 26 | 0,00% | 100,00% |
| 8 | LE MANS J.C.M. | 22 | 3 | 25 | 88,00% | 12,00% |
| 9 | LA FLECHE US | 21 | 3 | 24 | 87,50% | 12,50% |
| 10 | BASKET BALL CLUB CHANGÉEN | 14 | 10 | 24 | 58,33% | 41,67% |
| 11 | ARNAGE U.S. | 14 | 8 | 22 | 63,64% | 36,36% |
| 12 | SABLE BASKET | 14 | 8 | 22 | 63,64% | 36,36% |
| 13 | LE MANS GSOS | 10 | 11 | 21 | 47,62% | 52,38% |
| 14 | BASKET CLUB ROZEZEN | 12 | 9 | 21 | 57,14% | 42,86% |
| 15 | ST MARS D OUTILLE LES MOUETTES | 13 | 7 | 20 | 65,00% | 35,00% |
| 16 | BEAUMONT A.S. | 10 | 6 | 16 | 62,50% | 37,50% |
| 17 | MAMERS S.A. | 10 | 5 | 15 | 66,67% | 33,33% |
| 18 | CONLIE B.C. | 9 | 5 | 14 | 64,29% | 35,71% |
| 19 | MULSANNE BASKET 2000 | 8 | 6 | 14 | 57,14% | 42,86% |
| 20 | CHATEAU DU LOIR C.O.C. | 12 | 1 | 13 | 92,31% | 7,69% |

Top 20 Clubs - Licence U15 (Minime)

| Place | CLUB | MASCULIN | FEMININ | TOTAL | % Masculin | % Féminin |
|-------|----------------------------|----------|---------|-------|------------|-----------|
| 1 | LE MANS SCM | 49 | 0 | 49 | 100,00% | 0,00% |
| 2 | LA CHAPELLE ST AUBIN | 35 | 9 | 44 | 79,55% | 20,45% |
| 3 | COULAINES J.S. | 20 | 19 | 39 | 51,28% | 48,72% |
| 4 | CONLIE B.C. | 23 | 13 | 36 | 63,89% | 36,11% |
| 5 | CERANS YVRE BASKET | 20 | 15 | 35 | 57,14% | 42,86% |
| 6 | SABLE BASKET | 18 | 16 | 34 | 52,94% | 47,06% |
| 7 | LE MANS J.C.M. | 21 | 11 | 32 | 65,63% | 34,38% |
| 8 | LE MANS JALT | 29 | 0 | 29 | 100,00% | 0,00% |
| 9 | BASKET BALL CLUB CHANGÉEN | 10 | 19 | 29 | 34,48% | 65,52% |
| 10 | FRESNAY /SARTHE | 13 | 16 | 29 | 44,83% | 55,17% |
| 11 | LA FERTE BERNARD V.S. | 23 | 3 | 26 | 88,46% | 11,54% |
| 12 | LA FLECHE US | 19 | 7 | 26 | 73,08% | 26,92% |
| 13 | LE MANS GSOS | 13 | 12 | 25 | 52,00% | 48,00% |
| 14 | LE MANS A.S.MADELEINE | 16 | 9 | 25 | 64,00% | 36,00% |
| 15 | LE MANS SAINT PAVIN | 14 | 9 | 23 | 60,87% | 39,13% |
| 16 | MONTFORT SPORT BASKET | 13 | 9 | 22 | 59,09% | 40,91% |
| 17 | GUECELARD B.B.C. | 12 | 9 | 21 | 57,14% | 42,86% |
| 18 | RUAUDIN JEUNESSES SPORTIVE | 20 | 1 | 21 | 95,24% | 4,76% |
| 19 | BOULOIRE US | 19 | 0 | 19 | 100,00% | 0,00% |
| 20 | CHATEAU DU LOIR C.O.C. | 9 | 9 | 18 | 50,00% | 50,00% |

Top 20 Clubs - Licence U13 (Benjamin)

| Place | CLUB | MASCULIN | FEMININ | TOTAL | % Masculin | % Féminin |
|-------|-----------------------|----------|---------|-------|------------|-----------|
| 1 | LE MANS SAINT PAVIN | 25 | 19 | 44 | 56,82% | 43,18% |
| 2 | LA FERTE BERNARD V.S. | 26 | 12 | 38 | 68,42% | 31,58% |
| 3 | LE MANS JALT | 38 | 0 | 38 | 100,00% | 0,00% |
| 4 | LE MANS SCM | 36 | 0 | 36 | 100,00% | 0,00% |
| 5 | LE MANS J.C.M. | 20 | 15 | 35 | 57,14% | 42,86% |

Top 20 Clubs - Licence U11 (Poussin)

| Place | CLUB | MASCULIN | FEMININ | TOTAL | % Masculin | % Féminin |
|-------|----------------------|----------|---------|-------|------------|-----------|
| 1 | LA CHAPELLE ST AUBIN | 35 | 14 | 49 | 71,43% | 28,57% |
| 2 | LE MANS JALT | 38 | 5 | 43 | 88,37% | 11,63% |
| 3 | FRESNAY /SARTHE | 20 | 18 | 38 | 52,63% | 47,37% |
| 4 | ARNAGE U.S. | 21 | 16 | 37 | 56,76% | 43,24% |
| 5 | LE MANS C.S.S.G. | 20 | 16 | 36 | 55,56% | 44,44% |



CD 72

Date d'édition

01/02/2022

Crédit Mutuel
PARTENAIRE OFFICIEL

| | | | | | | |
|----|----------------------------|----|----|----|--------|--------|
| 6 | FRESNAY /SARTHE | 18 | 17 | 35 | 51,43% | 48,57% |
| 7 | LA CHAPELLE ST AUBIN | 17 | 14 | 31 | 54,84% | 45,16% |
| 8 | LE MANS C.S.S.G. | 22 | 6 | 28 | 78,57% | 21,43% |
| 9 | BASKET CLUB ROZEZEN | 17 | 11 | 28 | 60,71% | 39,29% |
| 10 | COULAINES J.S. | 16 | 10 | 26 | 61,54% | 38,46% |
| 11 | BOULOIRE US | 18 | 8 | 26 | 69,23% | 30,77% |
| 12 | SABLE BASKET | 15 | 10 | 25 | 60,00% | 40,00% |
| 13 | CERANS YVRE BASKET | 12 | 11 | 23 | 52,17% | 47,83% |
| 14 | RUAUDIN JEUNESSES SPORTIVE | 12 | 11 | 23 | 52,17% | 47,83% |
| 15 | BASKET BALL CLUB CHANGÉEN | 18 | 4 | 22 | 81,82% | 18,18% |
| 16 | ETIVAL BASKET CLUB | 10 | 12 | 22 | 45,45% | 54,55% |
| 17 | LE MANS A.S.MADELEINE | 18 | 3 | 21 | 85,71% | 14,29% |
| 18 | CONLIE B.C. | 19 | 2 | 21 | 90,48% | 9,52% |
| 19 | LA FLECHE US | 16 | 4 | 20 | 80,00% | 20,00% |
| 20 | JOUE L'ABBE MONTBIZOT | 14 | 5 | 19 | 73,68% | 26,32% |

| | | | | | | |
|----|----------------------------|----|----|----|--------|--------|
| 6 | SABLE BASKET | 25 | 11 | 36 | 69,44% | 30,56% |
| 7 | RUAUDIN JEUNESSES SPORTIVE | 22 | 12 | 34 | 64,71% | 35,29% |
| 8 | BASKET CLUB ROZEZEN | 14 | 20 | 34 | 41,18% | 58,82% |
| 9 | CONLIE B.C. | 20 | 12 | 32 | 62,50% | 37,50% |
| 10 | ECOMMOY K.B.C. | 22 | 10 | 32 | 68,75% | 31,25% |
| 11 | LA FLECHE US | 18 | 11 | 29 | 62,07% | 37,93% |
| 12 | LE MANS J.C.M. | 16 | 13 | 29 | 55,17% | 44,83% |
| 13 | LA FERTE BERNARD V.S. | 17 | 10 | 27 | 62,96% | 37,04% |
| 14 | JOUE L'ABBE MONTBIZOT | 15 | 11 | 26 | 57,69% | 42,31% |
| 15 | ROUILLON E.G | 9 | 17 | 26 | 34,62% | 65,38% |
| 16 | BASKET BALL CLUB CHANGÉEN | 18 | 7 | 25 | 72,00% | 28,00% |
| 17 | MAMERS S.A. | 16 | 7 | 23 | 69,57% | 30,43% |
| 18 | LE MANS SCM | 20 | 2 | 22 | 90,91% | 9,09% |
| 19 | CHATEAU DU LOIR C.O.C. | 14 | 7 | 21 | 66,67% | 33,33% |
| 20 | COULAINES J.S. | 10 | 11 | 21 | 47,62% | 52,38% |

Top 20 Clubs - Licence U9 (Mini Poussin)

| Place | CLUB | MASCULIN | FEMININ | TOTAL | % Masculin | % Féminin |
|-------|-----------------------|----------|---------|-------|------------|-----------|
| 1 | LA CHAPELLE ST AUBIN | 32 | 12 | 44 | 72,73% | 27,27% |
| 2 | GUECELARD B.B.C. | 24 | 8 | 32 | 75,00% | 25,00% |
| 3 | CONLIE B.C. | 23 | 9 | 32 | 71,88% | 28,13% |
| 4 | LE MANS C.S.S.G. | 24 | 7 | 31 | 77,42% | 22,58% |
| 5 | ECOMMOY K.B.C. | 20 | 9 | 29 | 68,97% | 31,03% |
| 6 | ROUILLON E.G | 18 | 10 | 28 | 64,29% | 35,71% |
| 7 | BASKET CLUB ROZEZEN | 18 | 10 | 28 | 64,29% | 35,71% |
| 8 | LA FERTE BERNARD V.S. | 22 | 4 | 26 | 84,62% | 15,38% |
| 9 | JOUE L'ABBE MONTBIZOT | 19 | 6 | 25 | 76,00% | 24,00% |
| 10 | LE MANS A.S.MADELEINE | 15 | 10 | 25 | 60,00% | 40,00% |
| 11 | LA FLECHE US | 11 | 13 | 24 | 45,83% | 54,17% |
| 12 | LE MANS JALT | 20 | 3 | 23 | 86,96% | 13,04% |
| 13 | FRESNAY /SARTHE | 15 | 8 | 23 | 65,22% | 34,78% |
| 14 | LE MANS SCM | 18 | 4 | 22 | 81,82% | 18,18% |
| 15 | ETIVAL BASKET CLUB | 17 | 5 | 22 | 77,27% | 22,73% |
| 16 | ANILLE BRAYE BASKET | 9 | 12 | 21 | 42,86% | 57,14% |
| 17 | SABLE BASKET | 15 | 6 | 21 | 71,43% | 28,57% |
| 18 | LE MANS SAINT PAVIN | 12 | 7 | 19 | 63,16% | 36,84% |
| 19 | CHAMPAGNE ES | 9 | 10 | 19 | 47,37% | 52,63% |
| 20 | CERANS YVRE BASKET | 13 | 5 | 18 | 72,22% | 27,78% |

Top 20 Clubs - Licence U7 (Baby Basket)

| Place | CLUB | MASCULIN | FEMININ | TOTAL | % Masculin | % Féminin |
|-------|--------------------------------|----------|---------|-------|------------|-----------|
| 1 | LA FLECHE US | 37 | 10 | 47 | 78,72% | 21,28% |
| 2 | FRESNAY /SARTHE | 28 | 11 | 39 | 71,79% | 28,21% |
| 3 | JOUE L'ABBE MONTBIZOT | 29 | 9 | 38 | 76,32% | 23,68% |
| 4 | RUAUDIN JEUNESSES SPORTIVE | 20 | 18 | 38 | 52,63% | 47,37% |
| 5 | BASKET CLUB ROZEZEN | 22 | 14 | 36 | 61,11% | 38,89% |
| 6 | LA CHAPELLE ST AUBIN | 17 | 15 | 32 | 53,13% | 46,88% |
| 7 | LE MANS SAINT PAVIN | 21 | 5 | 26 | 80,77% | 19,23% |
| 8 | GUECELARD B.B.C. | 16 | 9 | 25 | 64,00% | 36,00% |
| 9 | ANILLE BRAYE BASKET | 15 | 6 | 21 | 71,43% | 28,57% |
| 10 | CHAMPAGNE ES | 15 | 6 | 21 | 71,43% | 28,57% |
| 11 | LE MANS A.S.MADELEINE | 14 | 6 | 20 | 70,00% | 30,00% |
| 12 | LE MANS C.S.S.G. | 12 | 7 | 19 | 63,16% | 36,84% |
| 13 | LE MANS JALT | 16 | 3 | 19 | 84,21% | 15,79% |
| 14 | ARNAGE U.S. | 9 | 9 | 18 | 50,00% | 50,00% |
| 15 | CHATEAU DU LOIR C.O.C. | 10 | 7 | 17 | 58,82% | 41,18% |
| 16 | ETIVAL BASKET CLUB | 15 | 2 | 17 | 88,24% | 11,76% |
| 17 | NEUVILLE BASKET ASSOCIATION | 15 | 4 | 19 | 76,47% | 23,53% |
| 18 | CERANS YVRE BASKET | 11 | 4 | 15 | 73,33% | 26,67% |
| 19 | ROUILLON E.G | 11 | 4 | 15 | 73,33% | 26,67% |
| 20 | ST MARS D OUTILLE LES MOUETTES | 11 | 4 | 15 | 73,33% | 26,67% |

Top 20 Clubs - Licence Détente

| Place | CLUB | MASCULIN | FEMININ | TOTAL | % Masculin | % Féminin |
|-------|------------------------------|----------|---------|-------|------------|-----------|
| 1 | FRESNAY /SARTHE | 9 | 23 | 32 | 28,13% | 71,88% |
| 2 | LA FERTE BERNARD V.S. | 5 | 22 | 27 | 18,52% | 81,48% |
| 3 | BASKET BALL CLUB CHANGÉEN | 3 | 19 | 22 | 13,64% | 86,36% |
| 4 | LE MANS GSOS | 4 | 15 | 19 | 21,05% | 78,95% |
| 5 | CERANS YVRE BASKET | 2 | 14 | 16 | 12,50% | 87,50% |
| 6 | SABLE BASKET | 6 | 10 | 16 | 37,50% | 62,50% |
| 7 | LA CHAPELLE ST AUBIN | 0 | 15 | 15 | 0,00% | 100,00% |
| 8 | ROUILLON E.G | 2 | 10 | 12 | 16,67% | 83,33% |
| 9 | LE MANS SAINT PAVIN | 3 | 8 | 11 | 27,27% | 72,73% |
| 10 | CONLIE B.C. | 2 | 9 | 11 | 18,18% | 81,82% |
| 11 | JOUE L'ABBE MONTBIZOT | 0 | 10 | 10 | 0,00% | 100,00% |
| 12 | BASKET CLUB ROZEZEN | 1 | 9 | 10 | 10,00% | 90,00% |
| 13 | LE MANS J.C.M. | 2 | 6 | 8 | 25,00% | 75,00% |
| 14 | SILLE LE PHILIPPE B.C | 1 | 7 | 8 | 12,50% | 87,50% |
| 15 | LA FLECHE US | 1 | 6 | 7 | 14,29% | 85,71% |
| 16 | LE MANS C.S.S.G. | 0 | 7 | 7 | 0,00% | 100,00% |
| 17 | LE GRAND LUCE UNION SPORTIVE | 4 | 3 | 7 | 57,14% | 42,86% |
| 18 | ANILLE BRAYE BASKET | 1 | 5 | 6 | 16,67% | 83,33% |
| 19 | GUECELARD B.B.C. | 1 | 4 | 5 | 20,00% | 80,00% |
| 20 | LA CHARTRE A.S. | 1 | 4 | 5 | 20,00% | 80,00% |

Top 20 Clubs - Licence Non Joueur

| Place | CLUB | MASCULIN | FEMININ | TOTAL | % Masculin | % Féminin |
|-------|----------------------------------|----------|---------|-------|------------|-----------|
| 1 | LE MANS SCM | 33 | 15 | 48 | 68,75% | 31,25% |
| 2 | COULAINES J.S. | 15 | 11 | 26 | 57,69% | 42,31% |
| 3 | LE MANS A.S.MADELEINE | 14 | 9 | 23 | 60,87% | 39,13% |
| 4 | LE MANS JALT | 16 | 4 | 20 | 80,00% | 20,00% |
| 5 | RUAUDIN JEUNESSES SPORTIVE | 11 | 4 | 15 | 73,33% | 26,67% |
| 6 | SOM BASKET-BALL | 8 | 7 | 15 | 53,33% | 46,67% |
| 7 | LE MANS SAINT PAVIN | 10 | 4 | 14 | 71,43% | 28,57% |
| 8 | LE MANS C.S.S.G. | 10 | 4 | 14 | 71,43% | 28,57% |
| 9 | CD72 - HORS ASSOCIATION - SARTHE | 12 | 2 | 14 | 85,71% | 14,29% |
| 10 | BASKET BALL CLUB CHANGÉEN | 8 | 5 | 13 | 61,54% | 38,46% |
| 11 | LA CHAPELLE ST AUBIN | 11 | 2 | 13 | 84,62% | 15,38% |
| 12 | LE MANS GSOS | 5 | 7 | 12 | 41,67% | 58,33% |
| 13 | ROUILLON E.G | 9 | 3 | 12 | 75,00% | 25,00% |
| 14 | FRESNAY /SARTHE | 5 | 7 | 12 | 41,67% | 58,33% |
| 15 | BOULOIRE US | 8 | 4 | 12 | 66,67% | 33,33% |
| 16 | BEAUMONT A.S. | 4 | 7 | 11 | 36,36% | 63,64% |
| 17 | GUECELARD B.B.C. | 6 | 5 | 11 | 54,55% | 45,45% |
| 18 | SILLE LE PHILIPPE B.C | 4 | 7 | 11 | 36,36% | 63,64% |
| 19 | BASKET CLUB ROZEZEN | 6 | 5 | 11 | 54,55% | 45,45% |
| 20 | LA FLECHE US | 7 | 3 | 10 | 70,00% | 30,00% |



Classement des cubs sarthois par type de licenciés

| Rang Nb Lic. Total | Club | Nb Lic. Total | Seniors | | | U20 | | | U18 | | | U17 | | | U15 | | | U13 | | | U11 | | | U9 | | | U7 | | | Détente | | | Non Joueur | | | | | | | | | | | | | | |
|--------------------|--------------------------------|---------------|---------|----|----|------|------|----|-----|------|------|-----|----|------|------|----|----|------|------|----|-----|------|------|----|----|------|------|-----|----|---------|------|----|------------|------|----|----|----|----|----|----|----|----|----|----|----|----|----|
| | | | Lic. | M | F | Rang | Lic. | M | F | Rang | Lic. | M | F | Rang | Lic. | M | F | Rang | Lic. | M | F | Rang | Lic. | M | F | Rang | Lic. | M | F | Rang | Lic. | M | F | Rang | | | | | | | | | | | | | |
| 1 | LA CHAPELLE ST AUBIN | 329 | 43 | 34 | 9 | 5 | 5 | 4 | 1 | 13 | 17 | 14 | 3 | 9 | 36 | 24 | 12 | 1 | 44 | 35 | 9 | 2 | 31 | 17 | 14 | 7 | 49 | 35 | 14 | 1 | 44 | 32 | 12 | 1 | 32 | 17 | 15 | 6 | 15 | 15 | 7 | 13 | 11 | 2 | 11 | | |
| 2 | LE MANS C.S.S.G. | 295 | 86 | 61 | 25 | 1 | 8 | 8 | | 2 | 20 | 19 | 1 | 2 | 30 | 18 | 12 | 5 | 16 | 13 | 3 | 25 | 28 | 22 | 6 | 8 | 36 | 20 | 16 | 5 | 31 | 24 | 7 | 4 | 19 | 12 | 7 | 12 | 7 | 7 | 16 | 14 | 10 | 4 | 8 | | |
| 3 | LE MANS SAINT PAVIN | 293 | 84 | 53 | 31 | 2 | 6 | 4 | 2 | 6 | 17 | 13 | 4 | 6 | 31 | 20 | 11 | 4 | 23 | 14 | 9 | 15 | 44 | 25 | 19 | 1 | 18 | 10 | 8 | 25 | 19 | 12 | 7 | 18 | 26 | 21 | 5 | 7 | 11 | 3 | 8 | 9 | 14 | 10 | 4 | 7 | |
| 4 | LE MANS JALT | 270 | 40 | 40 | | 8 | 6 | 6 | | 7 | 21 | 21 | | 1 | 30 | 30 | | 6 | 29 | 29 | | 8 | 38 | 38 | | 3 | 43 | 38 | 5 | 2 | 23 | 20 | 3 | 12 | 19 | 16 | 3 | 13 | 1 | 1 | 26 | 20 | 16 | 4 | 4 | | |
| 5 | LE MANS SCM | 270 | 28 | 28 | | 17 | 1 | 1 | | 28 | 17 | 17 | | 7 | 33 | 33 | | 3 | 49 | 49 | | 1 | 36 | 36 | | 4 | 22 | 20 | 2 | 18 | 22 | 18 | 4 | 14 | 14 | 9 | 5 | 21 | | | 48 | 33 | 15 | 1 | | | |
| 6 | FRESNAY /SARTHE | 268 | 29 | 18 | 11 | 16 | 9 | 7 | 2 | 1 | 12 | 8 | 4 | 16 | 10 | 9 | 1 | 26 | 29 | 13 | 16 | 10 | 35 | 18 | 17 | 6 | 38 | 20 | 18 | 3 | 23 | 15 | 8 | 13 | 39 | 28 | 11 | 2 | 32 | 9 | 23 | 1 | 12 | 5 | 7 | 14 | |
| 7 | BASKET CLUB ROEZEEN | 232 | 23 | 23 | | 23 | 3 | 2 | 1 | 20 | 13 | 10 | 3 | 14 | 21 | 12 | 9 | 14 | 17 | 17 | | 22 | 28 | 17 | 11 | 9 | 34 | 14 | 20 | 8 | 28 | 18 | 10 | 7 | 36 | 22 | 14 | 5 | 27 | 10 | 1 | 9 | 12 | 11 | 6 | 5 | 19 |
| 8 | LA FERTE BERNARD V.S. | 230 | 21 | 13 | 8 | 24 | 4 | 1 | 3 | 14 | 10 | 3 | 7 | 20 | 34 | 26 | 8 | 2 | 26 | 23 | 3 | 11 | 38 | 26 | 12 | 2 | 27 | 17 | 10 | 13 | 26 | 22 | 4 | 8 | 8 | 3 | 5 | 27 | 20 | 5 | 22 | 2 | 9 | 8 | 1 | 23 | |
| 9 | LA FLECHE US | 227 | 21 | 20 | 1 | 25 | 4 | 2 | 2 | 15 | 15 | 11 | 4 | 11 | 24 | 21 | 3 | 9 | 26 | 19 | 7 | 12 | 20 | 16 | 4 | 19 | 29 | 18 | 11 | 11 | 24 | 11 | 13 | 11 | 47 | 37 | 10 | 1 | 7 | 1 | 6 | 15 | 10 | 7 | 3 | 20 | |
| 10 | CONLIE B.C. | 219 | 39 | 27 | 12 | 9 | 5 | 5 | | 12 | 11 | 5 | 6 | 18 | 14 | 9 | 5 | 18 | 36 | 23 | 13 | 4 | 21 | 19 | 2 | 18 | 32 | 20 | 12 | 9 | 32 | 23 | 9 | 3 | 10 | 9 | 1 | 25 | 11 | 2 | 9 | 10 | 8 | 4 | 4 | 26 | |
| 11 | SABLE BASKET | 219 | 26 | 16 | 10 | 20 | 3 | 3 | | 19 | 14 | 4 | 10 | 12 | 22 | 14 | 8 | 12 | 34 | 18 | 16 | 6 | 25 | 15 | 10 | 12 | 36 | 25 | 11 | 6 | 21 | 15 | 6 | 17 | 13 | 8 | 5 | 22 | 16 | 6 | 10 | 6 | 9 | 3 | 6 | 24 | |
| 12 | BASKET BALL CLUB CHANGEEN | 216 | 41 | 40 | 1 | 7 | 2 | 2 | | 22 | 19 | 18 | 1 | 3 | 24 | 14 | 10 | 10 | 29 | 10 | 19 | 9 | 22 | 18 | 4 | 15 | 25 | 18 | 7 | 16 | 14 | 7 | 7 | 25 | 5 | 3 | 2 | 33 | 22 | 3 | 19 | 3 | 13 | 8 | 5 | 10 | |
| 13 | RUAUDIN JEUNESSES SPORTIVE | 213 | 34 | 15 | 19 | 12 | 4 | 1 | 3 | 16 | 17 | 11 | 6 | 8 | 8 | 7 | 29 | 21 | 20 | 1 | 18 | 23 | 12 | 11 | 14 | 34 | 22 | 12 | 7 | 17 | 12 | 5 | 21 | 38 | 20 | 18 | 4 | 2 | 2 | 24 | 15 | 11 | 4 | 5 | | | |
| 14 | LOUE L'ABBE MONTBIZOT | 209 | 42 | 27 | 15 | 6 | 7 | 5 | 2 | 4 | 9 | 6 | 3 | 24 | 7 | 7 | 33 | 16 | 14 | 2 | 23 | 19 | 14 | 5 | 20 | 26 | 15 | 11 | 14 | 25 | 19 | 6 | 9 | 38 | 29 | 9 | 3 | 10 | 10 | 11 | 10 | 3 | 7 | 21 | | | |
| 15 | COULAINES J.S. | 201 | 34 | 20 | 14 | 11 | 2 | 2 | 21 | 16 | 3 | 13 | 10 | 26 | 7 | 26 | 7 | 39 | 20 | 19 | 3 | 26 | 16 | 10 | 10 | 21 | 10 | 11 | 20 | 10 | 7 | 3 | 33 | 1 | 1 | 40 | | | 26 | 15 | 11 | 2 | | | | | |
| 16 | LE MANS J.C.M. | 189 | 17 | 13 | 4 | 27 | 5 | 3 | 2 | 9 | 11 | 10 | 1 | 17 | 25 | 22 | 3 | 8 | 32 | 21 | 11 | 7 | 35 | 20 | 15 | 5 | 29 | 16 | 13 | 12 | 14 | 6 | 8 | 23 | 8 | 5 | 3 | 28 | 8 | 2 | 6 | 13 | 5 | 2 | 3 | 36 | |
| 17 | LE MANS GSOS | 181 | 44 | 32 | 12 | 3 | 7 | 7 | | 5 | 10 | 10 | 1 | 13 | 25 | 13 | 12 | 13 | 14 | 10 | 4 | 26 | 10 | 8 | 2 | 37 | 12 | 8 | 4 | 29 | 7 | 6 | 1 | 30 | 19 | 4 | 15 | 4 | 15 | 4 | 12 | 5 | 7 | 12 | | | |
| 18 | LE MANS A.S.MADELEINE | 173 | 21 | 21 | | 26 | 5 | 5 | | 11 | 5 | 3 | 2 | 31 | 8 | 2 | 6 | 28 | 25 | 16 | 9 | 14 | 21 | 18 | 3 | 17 | 20 | 10 | 10 | 24 | 25 | 15 | 10 | 10 | 20 | 14 | 6 | 11 | | | 23 | 14 | 9 | 3 | 25 | | |
| 19 | ARNAGE U.S. | 172 | 36 | 35 | 1 | 10 | 3 | 3 | | 17 | 7 | 5 | 2 | 25 | 22 | 14 | 8 | 11 | 13 | 7 | 6 | 29 | 17 | 13 | 4 | 21 | 37 | 21 | 16 | 4 | 11 | 8 | 3 | 31 | 18 | 9 | 9 | 14 | | | 8 | 3 | 5 | 25 | | | |
| 20 | GUECLARD B.B.C. | 162 | 25 | 17 | 8 | 21 | 1 | 1 | | 26 | 6 | 6 | | 6 | 27 | 6 | 1 | 5 | 36 | 21 | 12 | 9 | 17 | 10 | 6 | 4 | 29 | 20 | 15 | 5 | 23 | 32 | 24 | 8 | 2 | 25 | 16 | 9 | 8 | 5 | 1 | 4 | 19 | 11 | 6 | 5 | 17 |
| 21 | ST MARS D OUTILLE LES MOUETTES | 153 | 44 | 28 | 16 | 4 | 5 | 5 | | 10 | 12 | 12 | | 15 | 20 | 13 | 7 | 15 | 10 | 8 | 2 | 35 | 9 | 9 | | 34 | 17 | 10 | 7 | 27 | 14 | 11 | 3 | 24 | 15 | 11 | 4 | 20 | 4 | 1 | 3 | 21 | 3 | 1 | 2 | 43 | |
| 22 | CERANS YVRE BASKET | 150 | 6 | 3 | 3 | 42 | 1 | 1 | | 25 | 9 | 4 | 5 | 23 | 4 | 4 | | 40 | 35 | 20 | 15 | 5 | 23 | 12 | 11 | 13 | 20 | 8 | 12 | 22 | 18 | 13 | 5 | 20 | 15 | 11 | 4 | 18 | 16 | 2 | 14 | 5 | 3 | 1 | 2 | 42 | |
| 23 | ETIVAL BASKET CLUB | 150 | 25 | 17 | 8 | 22 | 2 | 1 | 1 | 23 | 18 | 12 | 6 | 5 | 8 | 4 | 4 | 30 | 15 | 13 | 2 | 26 | 22 | 10 | 12 | 16 | 16 | 12 | 4 | 30 | 22 | 17 | 5 | 15 | 17 | 15 | 2 | 16 | | | 5 | 2 | 3 | 40 | | | |
| 24 | MAMERS S.A. | 129 | 33 | 21 | 12 | 13 | 1 | 1 | | 27 | 5 | 5 | | 30 | 15 | 10 | 5 | 17 | 16 | 10 | 6 | 24 | 10 | 9 | 1 | 30 | 23 | 16 | 7 | 17 | 12 | 7 | 5 | 27 | 7 | 6 | 1 | 29 | | | 7 | 3 | 4 | 28 | | | |
| 25 | NEUVILLE BASKET ASSOCIATION | 129 | 32 | 22 | 10 | 14 | | | | 19 | 10 | 9 | 4 | 11 | 11 | | 24 | 2 | 2 | 42 | 11 | 11 | | | 28 | 14 | 14 | | 32 | 13 | 7 | 6 | 26 | 17 | 13 | 4 | 17 | | | 8 | 4 | 4 | 27 | | | | |
| 26 | ANILLE BRAYE BASKET | 126 | 17 | 13 | 4 | 28 | | | | 6 | 1 | 5 | 28 | 12 | 11 | 1 | 23 | 6 | 2 | 4 | 38 | 16 | 15 | 1 | 23 | 14 | 13 | 1 | 31 | 21 | 9 | 12 | 16 | 21 | 15 | 6 | 9 | 6 | 1 | 5 | 18 | 7 | 2 | 5 | 29 | | |
| 27 | CHAMPAGNE ES | 124 | 16 | 9 | 7 | 29 | | | | 2 | 2 | | 34 | 13 | 13 | | 21 | 12 | 10 | 2 | 34 | 15 | 8 | 7 | 25 | 21 | 17 | 4 | 21 | 19 | 9 | 10 | 19 | 21 | 15 | 6 | 10 | | | 5 | 1 | 4 | 38 | | | | |
| 28 | CHATEAU DU LOIR C.O.C. | 122 | 10 | 7 | 3 | 39 | 1 | 1 | | 24 | 5 | 5 | | 29 | 13 | 12 | 1 | 20 | 18 | 9 | 9 | 20 | 17 | 13 | 4 | 22 | 21 | 14 | 7 | 19 | 14 | 10 | 4 | 22 | 17 | 10 | 7 | 15 | 3 | 1 | 2 | 22 | 3 | 1 | 2 | 41 | |
| 29 | ECOMMOY K.B.C. | 120 | 13 | 13 | | 34 | | | | 1 | | 1 | 38 | 7 | | | 7 | 35 | 15 | 3 | 12 | 27 | 13 | 2 | 11 | 27 | 32 | 22 | 10 | 10 | 29 | 20 | 9 | 5 | 3 | 1 | 2 | 36 | | | 7 | 5 | 2 | 32 | | | |
| 30 | ROUILLON E.G. | 115 | 13 | 11 | 2 | 32 | | | | | | | | | | | | | | | | 9 | 3 | 6 | 33 | 26 | 9 | 17 | 15 | 28 | 18 | 10 | 6 | 15 | 11 | 4 | 19 | 12 | 2 | 10 | 8 | 12 | 9 | 3 | 13 | | |
| 31 | BOULOIRE US | 111 | | | | | | | | 7 | 7 | | 26 | 8 | 7 | 1 | 31 | 19 | 19 | | 19 | 26 | 18 | 8 | 11 | 18 | 12 | 6 | 26 | 8 | 5 | 3 | 39 | 13 | 9 | 4 | 23 | | | 12 | 8 | 4 | 15 | | | | |
| 32 | MULSAINNE BASKET 2000 | 109 | 30 | 21 | 9 | 15 | 1 | 1 | 31 | 11 | 7 | 4 | 19 | 14 | 8 | 6 | 19 | 13 | 9 | 4 | 31 | 7 | 6 | 1 | 36 | 9 | 8 | 1 | 41 | 10 | 7 | 3 | 35 | 7 | 6 | 1 | 31 | | | 7 | 4 | 3 | 31 | | | | |
| 33 | MONTFORT SPORT BASKET | 103 | 26 | 12 | 14 | 19 | | | | 10 | 8 | 2 | 21 | 5 | 5 | | 37 | 22 | 13 | 9 | 16 | 6 | 5 | 1 | 38 | 10 | 7 | 3 | 36 | 12 | 7 | 5 | 28 | 5 | 2 | 3 | 32 | 1 | | 1 | 25 | 6 | 3 | 3 | 33 | | |
| 34 | BEAUMONT A.S. | 92 | 3 | 3 | | 44 | | | | 3 | | | 16 | 10 | 6 | 16 | 12 | 6 | 6 | 32 | 15 | 9 | 6 | 24 | 16 | 10 | 6 | 28 | 10 | 7 | 3 | 32 | 2 | 2 | 38 | | | | | | | 11 | 4 | 7 | 16 | | |
| 35 | SOM BASKET BALL | 87 | 11 | 11 | 37 | 1 | 1 | 30 | 13 | | | 13 | 13 | 5 | 4 | 5 | 39 | 17 | 17 | 5 | 17 | 21 | 7 | | 35 | 16 | 16 | 29 | 2 | 2 | 45 | | | | | | | | | | | 15 | 8 | 7 | 6 | | |
| 36 | SILLE LE PHILIPPE B.C. | 70 | 6 | | 6 | 43 | 1 | | | 4 | | | 32 | 5 | 4 | 1 | 38 | 5 | 5 | 17 | 40 | 6 | 6 | | 39 | 13 | 12 | 1 | 33 | 8 | 6 | 2 | 36 | 4 | 4 | 35 | 8 | 1 | 7 | 14 | 11 | 4 | 7 | 18 | | | |
| 37 | BASKET CANTONAL MALICORNAIS | 67 | 10 | | 10 | 41 | 3 | | 3 | 18 | | | 4 | 32 | 9 | 9 | | 27 | 12 | 12 | | 33 | 6 | 2 | 4 | 40 | 12 | 8 | 4 | 35 | 3 | 2 | 1 | 43 | 11 | 8 | 3 | 24 | | | 1 | 1 | 46 | | | | |
| 38 | ALLONNES J.S. | 66 | 10 | 10 | | 38 | | | | 1 | 1 | | 36 | 12 | | | 22 | 6 | 5 | 1 | 37 | 6 | 6 | | 37 | 9 | 5 | 4 | 40 | 11 | 7 | 4 | 30 | | | 2 | 1 | 1 | 23 | 9 | 2 | 7 | 22 | | | | |
| 39 | LE GRAND LUCE UNION SPORTIVE | 65 | 12 | 12 | | 36 | 1 | 1 | 29 | 1 | 1 | | 37 | 7 | 7 | | 34 | 13 | 13 | | 30 | 3 | 3 | | 44 | 10 | 7 | 3</ | | | | | | | | | | | | | | | | | | | |

**Le club ayant le plus de...**

| | | | | | | | | | |
|----------------------|-----|----------------------|-------|------|------------|-----------------------------------|----|------------|-----------------------|
| licenciés | est | LA CHAPELLE ST AUBIN | (329) | soit | 5% | des licenciés sarthois | | | |
| seniors | est | LE MANS C.S.S.G. | (86) | soit | 8% | des seniors sarthois | et | 29% | de l'effectif du club |
| U20 (juniors) | est | FRESNAY /SARTHE | (9) | soit | 8% | des U20 (juniors) sarthois | et | 3% | de l'effectif du club |
| U18 (cadets-juniors) | est | LE MANS JALT | (21) | soit | 5% | des U18 (cadets-juniors) sarthois | et | 8% | de l'effectif du club |
| U17 (cadets) | est | LA CHAPELLE ST AUBIN | (36) | soit | 6% | des U17 (cadets) sarthois | et | 11% | de l'effectif du club |
| U15 (minimes) | est | LE MANS SCM | (49) | soit | 6% | des U15 (minimes) sarthois | et | 18% | de l'effectif du club |
| U13 (benjamins) | est | LE MANS SAINT PAVIN | (44) | soit | 6% | des U13 (benjamins) sarthois | et | 15% | de l'effectif du club |
| U11 (poussins) | est | LA CHAPELLE ST AUBIN | (49) | soit | 5% | des U11 (poussins) sarthois | et | 15% | de l'effectif du club |
| U9 (mini poussins) | est | LA CHAPELLE ST AUBIN | (44) | soit | 6% | des U9 (mini poussins) sarthois | et | 13% | de l'effectif du club |
| U7 (baby) | est | LA FLECHE US | (47) | soit | 7% | des U7 (baby) sarthois | et | 21% | de l'effectif du club |
| détente | est | FRESNAY /SARTHE | (32) | soit | 12% | des détente sarthois | et | 12% | de l'effectif du club |
| non joueurs | est | LE MANS SCM | (48) | soit | 10% | des non joueurs sarthois | et | 18% | de l'effectif du club |

Le club ayant le plus de...

| | | | | | | | | | |
|--------------------------------|-----|----------------------|-------|------|------------|---|----|------------|-----------------------|
| licenciés masculins | est | LE MANS JALT | (255) | soit | 5% | des licenciés masculins sarthois | et | 94% | de l'effectif du club |
| seniors masculins | est | LE MANS C.S.S.G. | (61) | soit | 7% | des seniors masculins sarthois | et | 21% | de l'effectif du club |
| U20 (juniors) masculins | est | LE MANS C.S.S.G. | (8) | soit | 9% | des U20 (juniors) masculins sarthois | et | 3% | de l'effectif du club |
| U18 (cadets-juniors) masculins | est | LE MANS JALT | (21) | soit | 8% | des U18 (cadets-juniors) masculins sarthois | et | 8% | de l'effectif du club |
| U17 (cadets) masculins | est | LE MANS SCM | (33) | soit | 8% | des U17 (cadets) masculins sarthois | et | 12% | de l'effectif du club |
| U15 (minimes) masculins | est | LE MANS SCM | (49) | soit | 9% | des U15 (minimes) masculins sarthois | et | 18% | de l'effectif du club |
| U13 (benjamins) masculins | est | LE MANS JALT | (38) | soit | 7% | des U13 (benjamins) masculins sarthois | et | 14% | de l'effectif du club |
| U11 (poussins) masculins | est | LE MANS JALT | (38) | soit | 6% | des U11 (poussins) masculins sarthois | et | 14% | de l'effectif du club |
| U9 (mini poussins) masculins | est | LA CHAPELLE ST AUBIN | (32) | soit | 6% | des U9 (mini poussins) masculins sarthois | et | 10% | de l'effectif du club |
| U7 (baby) masculins | est | LA FLECHE US | (37) | soit | 8% | des U7 (baby) masculins sarthois | et | 16% | de l'effectif du club |
| détentes masculins | est | FRESNAY /SARTHE | (9) | soit | 18% | des détente masculins sarthois | et | 3% | de l'effectif du club |
| non joueurs masculins | est | LE MANS SCM | (33) | soit | 12% | des non joueurs masculins sarthois | et | 12% | de l'effectif du club |

Le club ayant le plus de...

| | | | | | | | | | |
|-------------------------------|-----|----------------------------|-------|------|------------|--|----|------------|-----------------------|
| licenciés féminins | est | COULAINES J.S. | (109) | soit | 5% | des licenciés féminins sarthois | et | 54% | de l'effectif du club |
| seniors féminins | est | LE MANS SAINT PAVIN | (31) | soit | 10% | des seniors féminins sarthois | et | 11% | de l'effectif du club |
| juniors féminins | est | LA FERTE BERNARD V.S. | (3) | soit | 11% | des juniors féminins sarthois | et | 1% | de l'effectif du club |
| U18 (cadets-juniors) féminins | est | COULAINES J.S. | (13) | soit | 10% | des U18 (cadets-juniors) féminins sarthois | et | 6% | de l'effectif du club |
| U17 (cadets) féminins | est | COULAINES J.S. | (26) | soit | 13% | des U17 (cadets) féminins sarthois | et | 13% | de l'effectif du club |
| U15 (minimes) féminins | est | COULAINES J.S. | (19) | soit | 7% | des U15 (minimes) féminins sarthois | et | 9% | de l'effectif du club |
| U13 (benjamins) féminins | est | LE MANS SAINT PAVIN | (19) | soit | 8% | des U13 (benjamins) féminins sarthois | et | 6% | de l'effectif du club |
| U11 (poussins) féminins | est | BASKET CLUB ROEZEEN | (20) | soit | 6% | des U11 (poussins) féminins sarthois | et | 9% | de l'effectif du club |
| U9 (mini poussins) féminins | est | LA FLECHE US | (13) | soit | 5% | des U9 (mini poussins) féminins sarthois | et | 6% | de l'effectif du club |
| U7 (baby) féminins | est | RUAUDIN JEUNESSES SPORTIVE | (18) | soit | 9% | des U7 (baby) féminins sarthois | et | 8% | de l'effectif du club |
| détentes féminins | est | FRESNAY /SARTHE | (23) | soit | 11% | des détente féminins sarthois | et | 9% | de l'effectif du club |
| non joueurs féminins | est | LE MANS SCM | (15) | soit | 8% | des non joueurs féminins sarthois | et | 6% | de l'effectif du club |



| CLUB | ADULTES | | | | | JEUNES | | | | | | | MINI BASKET | | | | | Nb Lic Total |
|--|-------------|------------|------------|-------------|------------|------------|------------|------------|------------|------------|-------------|------------|-------------|------------|------------|-------------|---------------|--------------|
| | SENIORS | DETENTE | DIRIGEANT | TOTAL | % Adultes | U20 | U18 | U17 | U15 | U13 | TOTAL | % Jeunes | U11 | U9 | U7 | TOTAL | % Mini Basket | |
| ALLONNES J.S. | 10 | 2 | 9 | 21 | 32% | - | 1 | 12 | 6 | 6 | 25 | 38% | 9 | 11 | - | 20 | 30% | 66 |
| ARNAGE U.S. | 36 | - | 8 | 44 | 26% | 3 | 7 | 22 | 13 | 17 | 62 | 36% | 37 | 11 | 18 | 66 | 38% | 172 |
| BEAUMONT A.S. | 3 | - | 11 | 14 | 15% | 7 | - | 16 | 12 | 15 | 50 | 54% | 16 | 10 | 2 | 28 | 30% | 92 |
| CHATEAU DU LOIR C.O.C. | 10 | 3 | 3 | 16 | 13% | 1 | 5 | 13 | 18 | 17 | 54 | 44% | 21 | 14 | 17 | 52 | 43% | 122 |
| COULAINES J.S. | 34 | - | 26 | 60 | 30% | 2 | 16 | 26 | 39 | 26 | 109 | 54% | 21 | 10 | 1 | 32 | 16% | 201 |
| CERANS YVRE BASKET | 6 | 16 | 3 | 25 | 17% | 1 | 9 | 4 | 35 | 23 | 72 | 48% | 20 | 18 | 15 | 53 | 35% | 150 |
| LA FERTE BERNARD V.S. | 21 | 27 | 9 | 57 | 25% | 4 | 10 | 34 | 26 | 38 | 112 | 49% | 27 | 26 | 8 | 61 | 27% | 230 |
| LA FLECHE US | 21 | 7 | 10 | 38 | 17% | 4 | 15 | 24 | 26 | 20 | 89 | 39% | 29 | 24 | 47 | 100 | 44% | 227 |
| GUECELARD B.B.C. | 25 | 5 | 11 | 41 | 25% | 1 | 6 | 6 | 21 | 10 | 44 | 27% | 20 | 32 | 25 | 77 | 48% | 162 |
| JOUE L'ABBE MONTBIZOT | 42 | 10 | 10 | 62 | 30% | 7 | 9 | 7 | 16 | 19 | 58 | 28% | 26 | 25 | 38 | 89 | 43% | 209 |
| MAMERS S.A. | 33 | - | 7 | 40 | 31% | 1 | 5 | 15 | 16 | 10 | 47 | 36% | 23 | 12 | 7 | 42 | 33% | 129 |
| LE MANS SAINT PAVIN | 84 | 11 | 14 | 109 | 37% | 6 | 17 | 31 | 23 | 44 | 121 | 41% | 18 | 19 | 26 | 63 | 22% | 293 |
| MONTFORT SPORT BASKET | 26 | 1 | 6 | 33 | 32% | - | 10 | 5 | 22 | 6 | 43 | 42% | 10 | 12 | 5 | 27 | 26% | 103 |
| LE MANS S.L.B. | 15 | - | - | 15 | 100% | - | - | - | - | - | 0 | 0% | - | - | - | 0 | 0% | 15 |
| LE MANS C.S.S.G. | 86 | 7 | 14 | 107 | 36% | 8 | 20 | 30 | 16 | 28 | 102 | 35% | 36 | 31 | 19 | 86 | 29% | 295 |
| LE MANS GSOS | 44 | 19 | 12 | 75 | 41% | 7 | 10 | 21 | 25 | 14 | 77 | 43% | 10 | 12 | 7 | 29 | 16% | 181 |
| LE MANS JALT | 40 | 1 | 20 | 61 | 23% | 6 | 21 | 30 | 29 | 38 | 124 | 46% | 43 | 23 | 19 | 85 | 31% | 270 |
| LE MANS J.C.M. | 17 | 8 | 5 | 30 | 16% | 5 | 11 | 25 | 32 | 35 | 108 | 57% | 29 | 14 | 8 | 51 | 27% | 189 |
| LE MANS SCM | 28 | - | 48 | 76 | 28% | 1 | 17 | 33 | 49 | 36 | 136 | 50% | 22 | 22 | 14 | 58 | 21% | 270 |
| ROUILLON E.G | 13 | 12 | 12 | 37 | 32% | - | - | - | - | 9 | 9 | 8% | 26 | 28 | 15 | 69 | 60% | 115 |
| ANILLE BRAYE BASKET | 17 | 6 | 7 | 30 | 24% | - | 6 | 12 | 6 | 16 | 40 | 32% | 14 | 21 | 21 | 56 | 44% | 126 |
| SAINTE MARS LA BRIERE US | 10 | - | 1 | 11 | 100% | - | - | - | - | - | 0 | 0% | - | - | - | 0 | 0% | 11 |
| ST MARS D OUTILLE LES MOUETTES | 44 | 4 | 3 | 51 | 33% | 5 | 12 | 20 | 10 | 9 | 56 | 37% | 17 | 14 | 15 | 46 | 30% | 153 |
| SILLE LE PHILIPPE B.C | 6 | 8 | 11 | 25 | 36% | - | 4 | 5 | 5 | 6 | 20 | 29% | 13 | 8 | 4 | 25 | 36% | 70 |
| LE MANS A.S.MADELEINE | 21 | - | 23 | 44 | 25% | 5 | 5 | 8 | 25 | 21 | 64 | 37% | 20 | 25 | 20 | 65 | 38% | 173 |
| CONLIE B.C. | 39 | 11 | 8 | 58 | 26% | 5 | 11 | 14 | 36 | 21 | 87 | 40% | 32 | 32 | 10 | 74 | 34% | 219 |
| ASSOCIATION SPORTIVE DES GEOMETRES ET TO | - | - | - | 0 | - | - | - | - | - | - | 0 | - | - | - | - | 0 | - | 0 |
| CD72 - HORS ASSOCIATION - SARTHE | - | - | 14 | 14 | 100% | - | - | - | - | - | 0 | 0% | - | - | - | 0 | 0% | 14 |
| BASKET BALL CLUB CHANGEEN | 41 | 22 | 13 | 76 | 35% | 2 | 19 | 24 | 29 | 22 | 96 | 44% | 25 | 14 | 5 | 44 | 20% | 216 |
| RUAUDIN JEUNESSES SPORTIVE | 34 | 2 | 15 | 51 | 24% | 4 | 17 | 8 | 21 | 23 | 73 | 34% | 34 | 17 | 38 | 89 | 42% | 213 |
| BASKET CANTONAL MALICORNAIS | 10 | - | 1 | 11 | 16% | 3 | - | 9 | 12 | 6 | 30 | 45% | 12 | 3 | 11 | 26 | 39% | 67 |
| LA CHARTRE A.S. | 1 | 5 | 1 | 7 | 16% | - | 2 | 2 | 1 | 4 | 9 | 21% | 7 | 10 | 10 | 27 | 63% | 43 |
| LAIGNE ST GERVAIS CO | 12 | - | 5 | 17 | 31% | - | - | 10 | 1 | 10 | 21 | 38% | 10 | 7 | - | 17 | 31% | 55 |
| LE GRAND LUCE UNION SPORTIVE | 12 | 7 | 2 | 21 | 32% | 1 | 1 | 7 | 13 | 3 | 25 | 38% | 10 | 8 | 1 | 19 | 29% | 65 |
| MANSIGNE BASKET CLUB | 28 | - | 7 | 35 | 56% | - | - | - | 1 | 4 | 5 | 8% | 13 | 8 | 2 | 23 | 37% | 63 |
| SABLE BASKET | 26 | 16 | 9 | 51 | 23% | 3 | 14 | 22 | 34 | 25 | 98 | 45% | 36 | 21 | 13 | 70 | 32% | 219 |
| SOM BASKET-BALL | 11 | - | 15 | 26 | 30% | 1 | 13 | 5 | 17 | 7 | 43 | 49% | 16 | 2 | - | 18 | 21% | 87 |
| CHAMPAGNE ES | 16 | - | 5 | 21 | 17% | - | 2 | 13 | 12 | 15 | 42 | 34% | 21 | 19 | 21 | 61 | 49% | 124 |
| MULSANNE BASKET 2000 | 30 | - | 7 | 37 | 34% | 1 | 11 | 14 | 13 | 7 | 46 | 42% | 9 | 10 | 7 | 26 | 24% | 109 |
| SAVIGNE L'EVEQUE B.C. | 13 | - | 6 | 19 | 35% | - | - | - | 7 | 10 | 17 | 31% | 7 | 7 | 5 | 19 | 35% | 55 |
| TELOCHE BASKET CLUB | 2 | - | 5 | 7 | 30% | 6 | 2 | - | 6 | 2 | 16 | 70% | - | - | - | 0 | 0% | 23 |
| ETIVAL BASKET CLUB | 25 | - | 5 | 30 | 20% | 2 | 18 | 8 | 15 | 22 | 65 | 43% | 16 | 22 | 17 | 55 | 37% | 150 |
| FRESNAY /SARTHE | 29 | 32 | 12 | 73 | 27% | 9 | 12 | 10 | 29 | 35 | 95 | 35% | 38 | 23 | 39 | 100 | 37% | 268 |
| LA CHAPELLE ST AUBIN | 43 | 15 | 13 | 71 | 22% | 5 | 17 | 36 | 44 | 31 | 133 | 40% | 49 | 44 | 32 | 125 | 38% | 329 |
| ECOMMOY K.B.C. | 13 | - | 7 | 20 | 17% | - | 1 | 7 | 15 | 13 | 36 | 30% | 32 | 29 | 3 | 64 | 53% | 120 |
| MAROLLAIS S.C. | - | - | 1 | 1 | 3% | - | - | - | 15 | 5 | 20 | 69% | 5 | 3 | - | 8 | 28% | 29 |
| BASKET CLUB ROEZEEN | 23 | 10 | 11 | 44 | 20% | 3 | 13 | 21 | 17 | 28 | 82 | 37% | 34 | 28 | 36 | 98 | 44% | 224 |
| BOULOIRE US | - | - | 12 | 12 | 11% | - | 7 | 8 | 19 | 26 | 60 | 54% | 18 | 8 | 13 | 39 | 35% | 111 |
| NEUVILLE BASKET ASSOCIATION | 32 | - | 8 | 40 | 31% | - | 19 | 11 | 2 | 11 | 43 | 34% | 14 | 13 | 17 | 44 | 35% | 127 |
| LOUE-BRULON | 14 | 1 | 6 | 21 | 40% | 1 | 1 | 8 | 3 | 2 | 15 | 29% | 6 | 7 | 3 | 16 | 31% | 52 |
| ASCE MMA | - | - | - | 0 | - | - | - | - | - | - | 0 | - | - | - | - | 0 | - | 0 |
| SETRAM U.S. | - | - | - | 0 | - | - | - | - | - | - | 0 | - | - | - | - | 0 | - | 0 |
| TOTAL SARTHE | 1146 | 268 | 471 | 1885 | 31% | 120 | 396 | 636 | 832 | 795 | 2779 | 37% | 951 | 757 | 634 | 2342 | 32% | 7006 |

| <i>Rang</i> | <i>CLUB</i> | <i>MASCULIN</i> | <i>FEMININ</i> | <i>TOTAL</i> | <i>% Masculin</i> | <i>% Féminin</i> |
|--------------|------------------------------------|-----------------|----------------|--------------|-------------------|------------------|
| 1 | LA CHAPELLE ST AUBIN | 238 | 91 | 329 | 72,34% | 27,66% |
| 2 | LE MANS C.S.S.G. | 214 | 81 | 295 | 72,54% | 27,46% |
| 3 | LE MANS SAINT PAVIN | 190 | 103 | 293 | 64,85% | 35,15% |
| 4 | LE MANS JALT | 255 | 15 | 270 | 94,44% | 5,56% |
| 5 | LE MANS SCM | 244 | 26 | 270 | 90,37% | 9,63% |
| 6 | FRESNAY /SARTHE | 164 | 104 | 268 | 61,19% | 38,81% |
| 7 | BASKET CLUB ROEZEEN | 152 | 80 | 232 | 65,52% | 34,48% |
| 8 | LA FERTE BERNARD V.S. | 164 | 66 | 230 | 71,30% | 28,70% |
| 9 | LA FLECHE US | 168 | 59 | 227 | 74,01% | 25,99% |
| 10 | CONLIE B.C. | 153 | 66 | 219 | 69,86% | 30,14% |
| 11 | SABLE BASKET | 131 | 88 | 219 | 59,82% | 40,18% |
| 12 | BASKET BALL CLUB CHANGÉEN | 157 | 59 | 216 | 72,69% | 27,31% |
| 13 | RUAUDIN JEUNESSES SPORTIVE | 134 | 79 | 213 | 62,91% | 37,09% |
| 14 | JOUE L'ABBE MONTBIZOT | 142 | 67 | 209 | 67,94% | 32,06% |
| 15 | COULAINES J.S. | 92 | 109 | 201 | 45,77% | 54,23% |
| 16 | LE MANS J.C.M. | 124 | 65 | 189 | 65,61% | 34,39% |
| 17 | LE MANS GSOS | 124 | 57 | 181 | 68,51% | 31,49% |
| 18 | LE MANS A.S.MADELEINE | 118 | 55 | 173 | 68,21% | 31,79% |
| 19 | ARNAGE U.S. | 118 | 54 | 172 | 68,60% | 31,40% |
| 20 | GUECELARD B.B.C. | 101 | 61 | 162 | 62,35% | 37,65% |
| 21 | ST MARS D OUILLE LES MOUETTES | 111 | 42 | 153 | 72,55% | 27,45% |
| 22 | CERANS YVRE BASKET | 91 | 59 | 150 | 60,67% | 39,33% |
| 23 | ETIVAL BASKET CLUB | 103 | 47 | 150 | 68,67% | 31,33% |
| 24 | MAMERS S.A. | 88 | 41 | 129 | 68,22% | 31,78% |
| 25 | NEUVILLE BASKET ASSOCIATION | 95 | 34 | 129 | 73,64% | 26,36% |
| 26 | ANILLE BRAYE BASKET | 86 | 40 | 126 | 68,25% | 31,75% |
| 27 | CHAMPAGNE ES | 84 | 40 | 124 | 67,74% | 32,26% |
| 28 | CHATEAU DU LOIR C.O.C. | 84 | 38 | 122 | 68,85% | 31,15% |
| 29 | ECOMMOY K.B.C. | 66 | 54 | 120 | 55,00% | 45,00% |
| 30 | ROUILLON E.G | 71 | 44 | 115 | 61,74% | 38,26% |
| 31 | BOULOIRE US | 85 | 26 | 111 | 76,58% | 23,42% |
| 32 | MULSASSE BASKET 2000 | 76 | 33 | 109 | 69,72% | 30,28% |
| 33 | MONTFORT SPORT BASKET | 63 | 40 | 103 | 61,17% | 38,83% |
| 34 | BEAUMONT A.S. | 58 | 34 | 92 | 63,04% | 36,96% |
| 35 | SOM BASKET-BALL | 8 | 79 | 87 | 9,20% | 90,80% |
| 36 | SILLE LE PHILIPPE B.C | 48 | 22 | 70 | 68,57% | 31,43% |
| 37 | BASKET CANTONAL MALICORNAIS | 42 | 25 | 67 | 62,69% | 37,31% |
| 38 | ALLONNES J.S. | 37 | 29 | 66 | 56,06% | 43,94% |
| 39 | LE GRAND LUCE UNION SPORTIVE | 56 | 9 | 65 | 86,15% | 13,85% |
| 40 | MANSIGNE BASKET CLUB | 39 | 24 | 63 | 61,90% | 38,10% |
| 41 | LAIGNE ST GERVAIS CO | 46 | 9 | 55 | 83,64% | 16,36% |
| 42 | SAVIGNE L'EVEQUE B.C. | 48 | 7 | 55 | 87,27% | 12,73% |
| 43 | LOUE-BRULON | 42 | 10 | 52 | 80,77% | 19,23% |
| 44 | LA CHARTRE A.S. | 24 | 19 | 43 | 55,81% | 44,19% |
| 45 | MAROLLAIS S.C. | 20 | 9 | 29 | 68,97% | 31,03% |
| 46 | TELOCHE BASKET CLUB | 13 | 10 | 23 | 56,52% | 43,48% |
| 47 | ASCE MMA | 18 | 1 | 19 | 94,74% | 5,26% |
| 48 | LE MANS S.L.B. | 14 | 1 | 15 | 93,33% | 6,67% |
| 49 | CD72 – HORS ASSOCIATION – SARTHE | 12 | 2 | 14 | 85,71% | 14,29% |
| 50 | SETRAM U.S. | 12 | 0 | 12 | 100,00% | 0,00% |
| 51 | SAINT MARS LA BRIERE US | 11 | 0 | 11 | 100,00% | 0,00% |
| 52 | ASSOCIATION SPORTIVE DES GEOMETRE! | 0 | 0 | 0 | - | - |
| 53 | LE LUDE BASKET CLUB | 0 | 0 | 0 | - | - |
| 54 | | | | | | |
| 55 | | | | | | |
| 56 | | | | | | |
| 57 | | | | | | |
| 58 | | | | | | |
| Total | | 4834 | 2213 | 7047 | 68,60% | 31,40% |





ETAT COMPARATIF sur 2 saisons des licenciés Sarthois

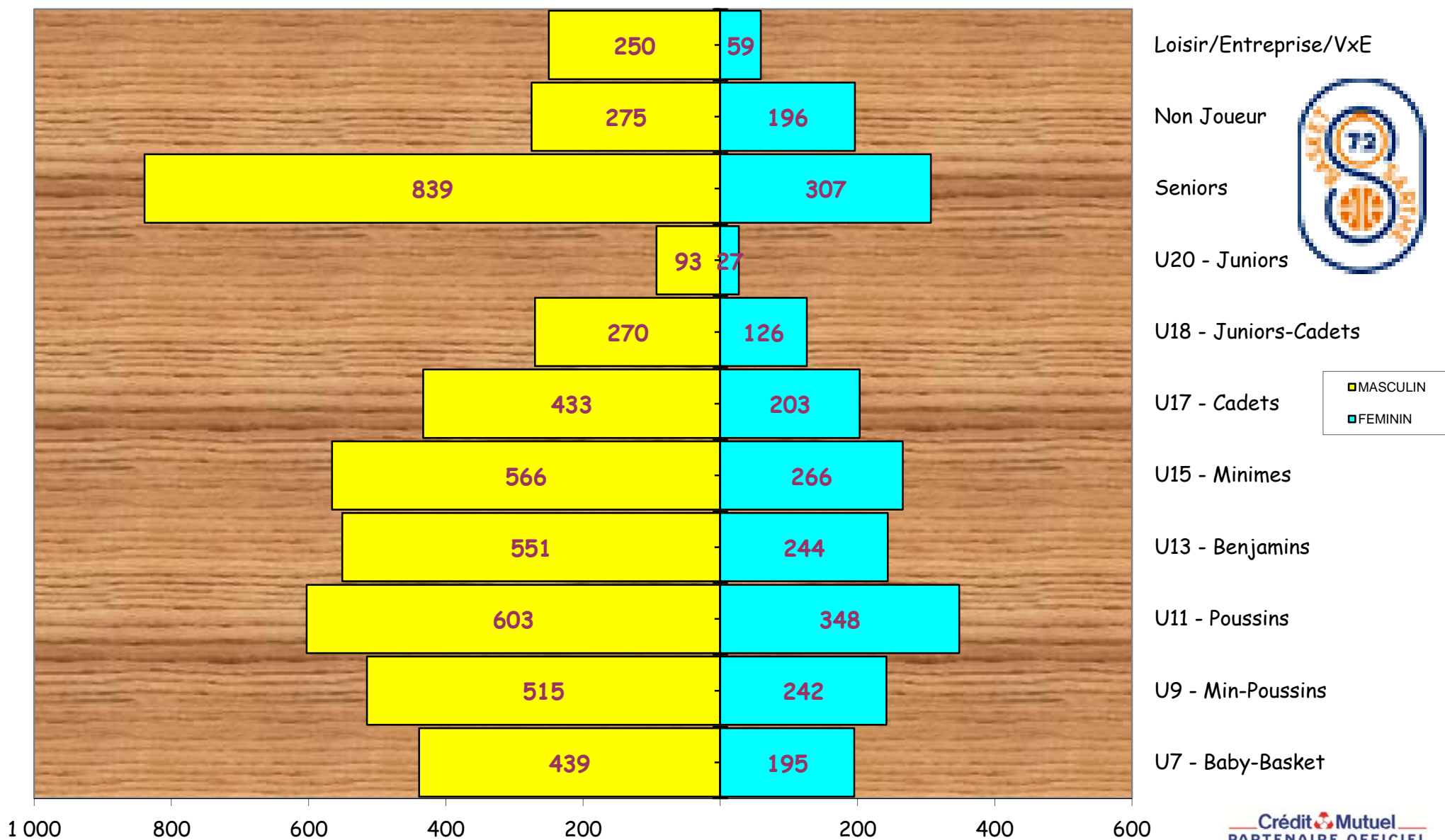
| | SAISON | | | | COMPARAISON | |
|-----------------|--|--------|---|--------|-------------|---------------|
| | 2019 / 2020 (chiffres en fin de saison) | | 2020 / 2021 (chiffres au 01/02/2022) | | Ecart | % |
| CLUBS | 52 | | 51 | | -1 | -1,96% |
| Masculin | 5 075 | 68,56% | 4 834 | 68,60% | -241 | -4,99% |
| Féminin | 2 327 | 31,44% | 2 213 | 31,40% | -114 | -5,15% |
| TOTAL | 7 402 | | 7 047 | | -355 | -5,04% |

| CATEGORIES | MASCULINS | | | FEMININS | | |
|--------------------|--------------|--------------|-------------|--------------|--------------|-------------|
| | Saison 19/20 | Saison 20/21 | écart | Saison 19/20 | Saison 20/21 | écart |
| SENIORS | 881 | 839 | -42 | 361 | 307 | -54 |
| U20 | 91 | 93 | 2 | 21 | 27 | 6 |
| U18 | 276 | 270 | -6 | 111 | 126 | 15 |
| U17 | 474 | 433 | -41 | 228 | 203 | -25 |
| U15 | 546 | 566 | 20 | 322 | 266 | -56 |
| U13 | 578 | 551 | -27 | 317 | 244 | -73 |
| U11 | 586 | 603 | 17 | 281 | 348 | 67 |
| U9 | 504 | 515 | 11 | 222 | 242 | 20 |
| U7 | 501 | 439 | -62 | 179 | 195 | 16 |
| DETENTE | 220 | 250 | 30 | 64 | 59 | -5 |
| NON-JOUEURS | 418 | 275 | -143 | 221 | 196 | -25 |
| TOTAL | 5 075 | 4 834 | -241 | 2 327 | 2 213 | -114 |

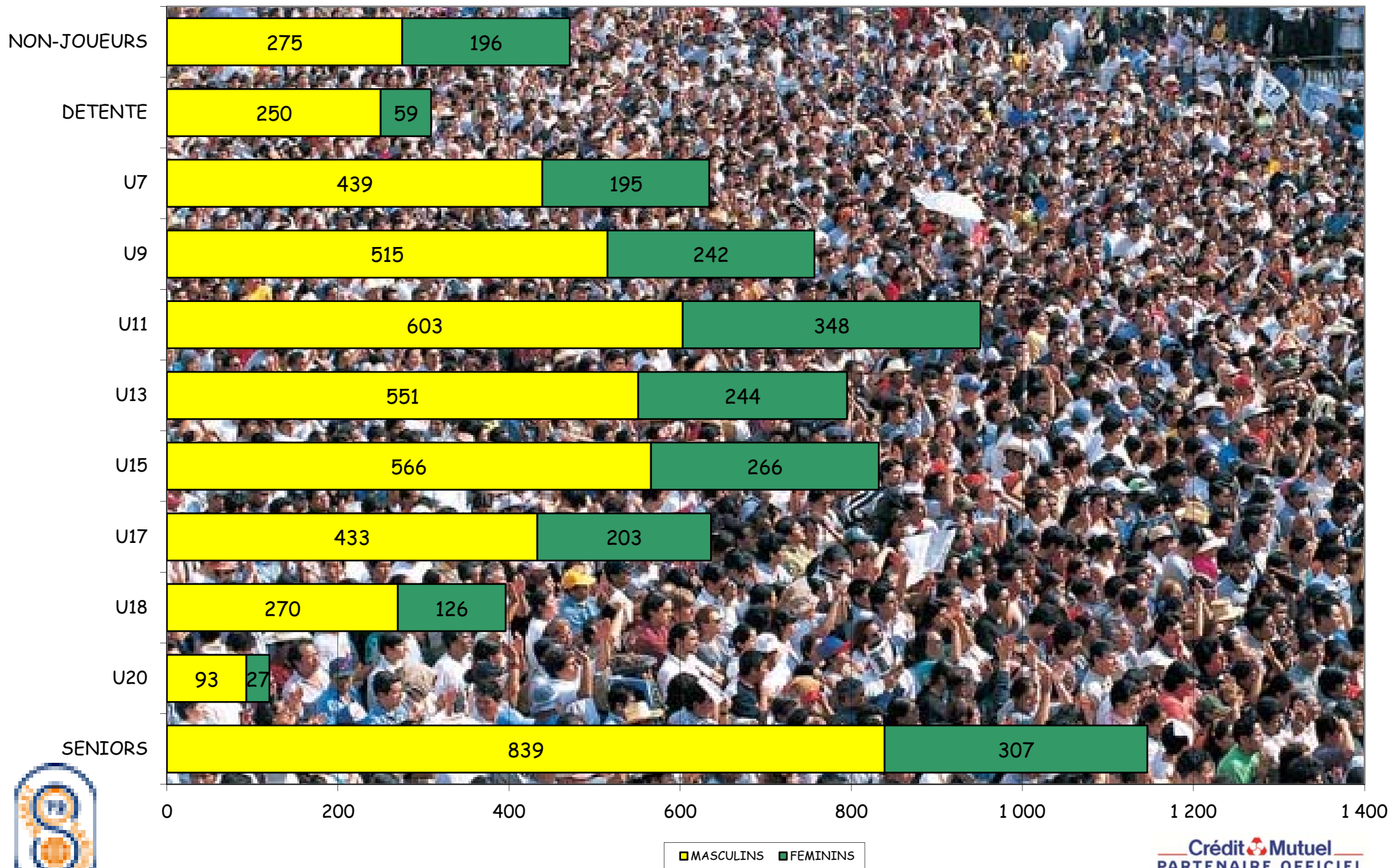
Moyenne de licenciés par clubs

138,18

Représentation par catégorie et sexe - Saison 2021-2022



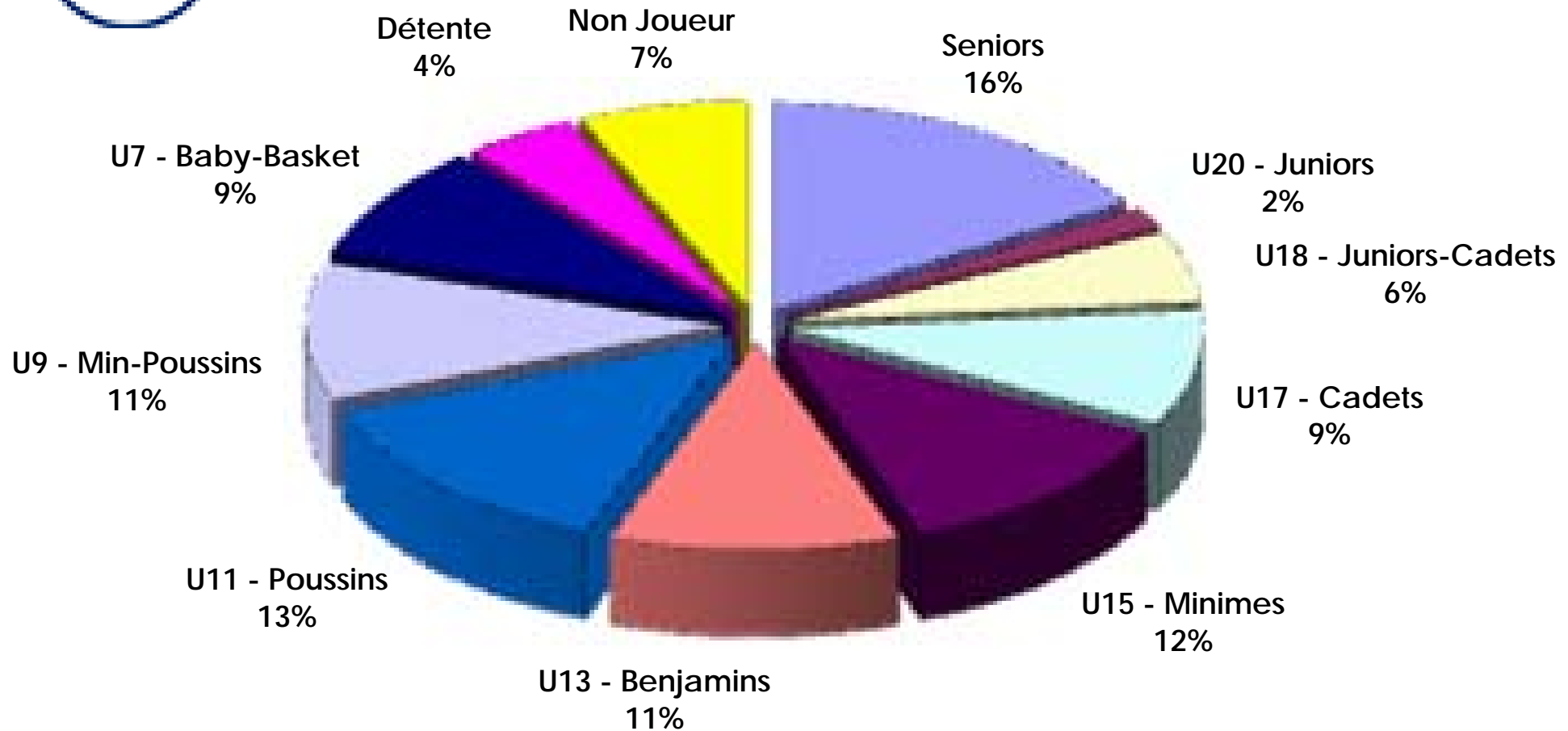
Graphe par catégorie et sexe





Représentation par catégories Saison 2021-2022

Crédit Mutuel
PARTENAIRE OFFICIEL

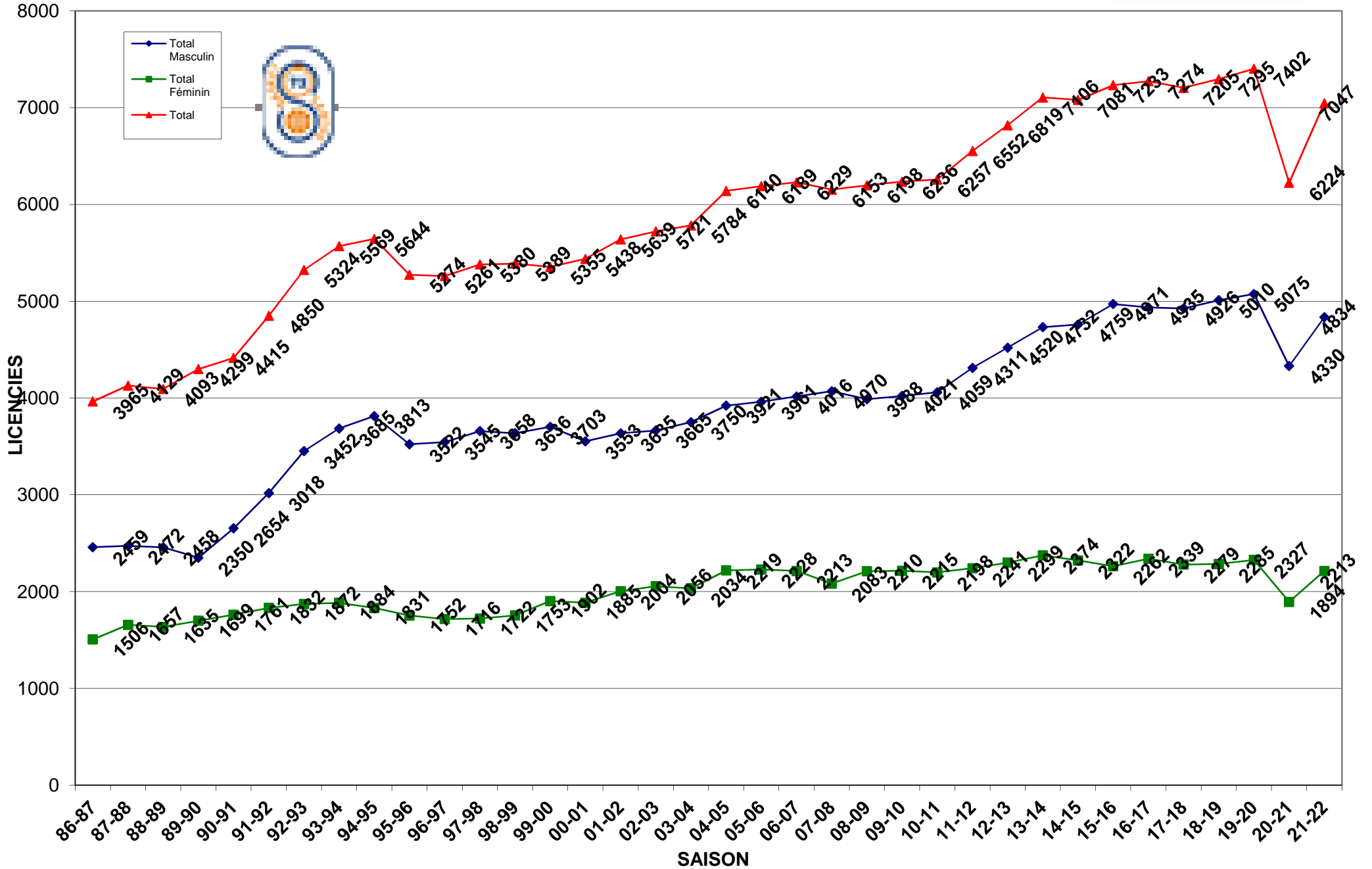




Représentation par type - saison 2021-2022

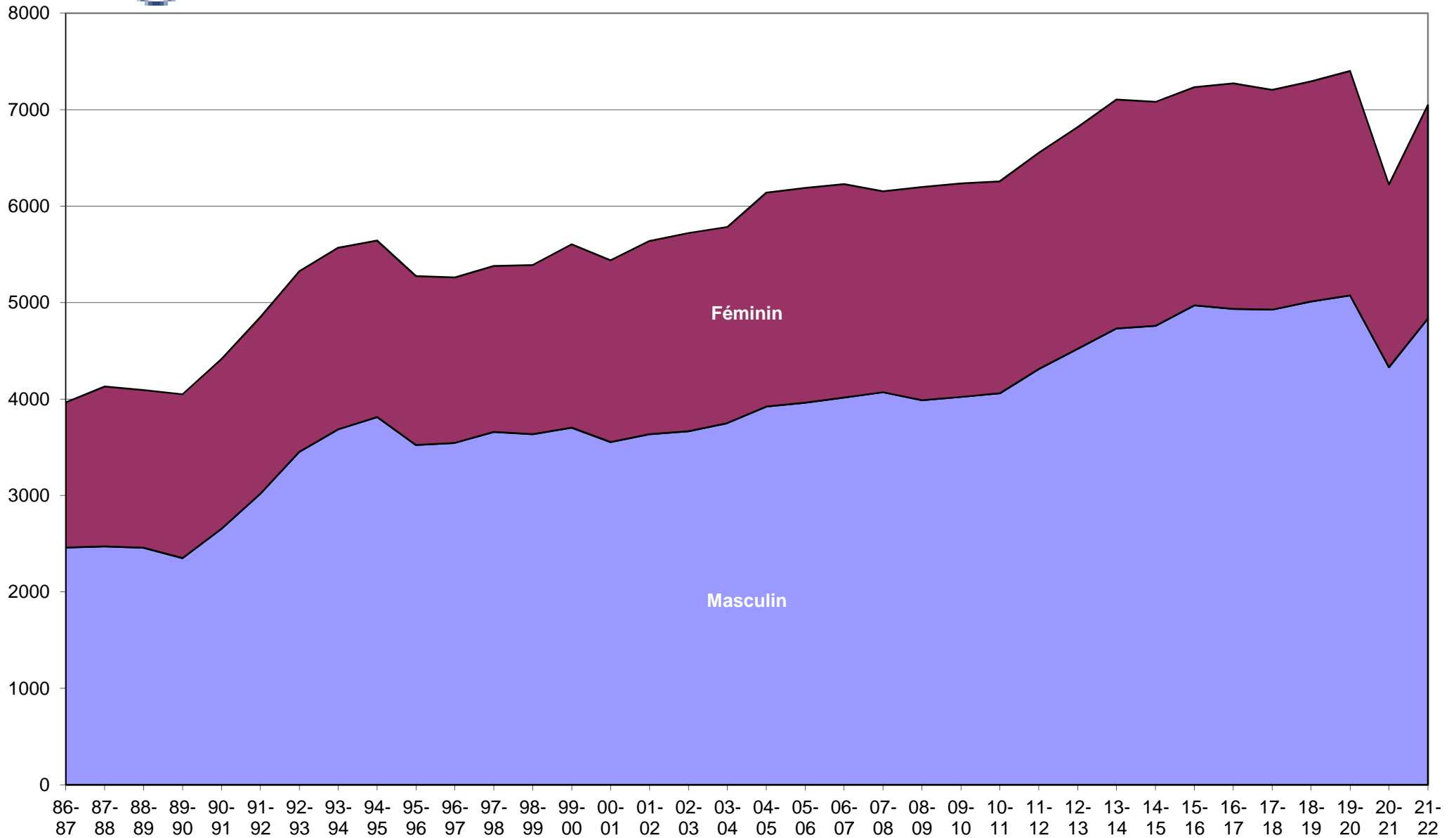


Evolution des licenciés depuis les 36 dernières saisons





Evolution par sexe sur les 36 dernières saisons





Crédit Mutuel
PARTENAIRE OFFICIEL

| Saison | Total Masculin | Total Féminin | Total | % Augmentation | Différence |
|--------|----------------|---------------|-------|----------------|------------|
| 31-32 | 0 | 0 | 52 | 100,00% | 52 |
| 32-33 | 0 | 0 | 83 | 37,35% | 31 |
| 33-34 | 0 | 0 | 0 | 0,00% | -83 |
| 34-35 | 0 | 0 | 0 | 0,00% | 0 |
| 35-36 | 0 | 0 | 0 | 0,00% | 0 |
| 36-37 | 0 | 0 | 0 | 0,00% | 0 |
| 37-38 | 0 | 0 | 0 | 0,00% | 0 |
| 38-39 | 0 | 0 | 0 | 0,00% | 0 |
| 39-40 | 0 | 0 | 0 | 0,00% | 0 |
| 40-41 | 0 | 0 | 0 | 0,00% | 0 |
| 41-42 | 0 | 0 | 0 | 0,00% | 0 |
| 42-43 | 0 | 0 | 0 | 0,00% | 0 |
| 43-44 | 0 | 0 | 0 | 0,00% | 0 |
| 44-45 | 0 | 0 | 0 | 0,00% | 0 |
| 45-46 | 0 | 0 | 0 | 0,00% | 0 |
| 46-47 | 0 | 0 | 0 | 0,00% | 0 |
| 47-48 | 0 | 0 | 52 | 100,00% | 52 |
| 48-49 | 0 | 0 | 0 | 0,00% | -52 |
| 49-50 | 0 | 0 | 931 | 100,00% | 931 |
| 50-51 | 0 | 0 | 935 | 0,43% | 4 |
| 51-52 | 0 | 0 | 911 | -2,63% | -24 |
| 52-53 | 0 | 0 | 792 | -15,03% | -119 |
| 53-54 | 0 | 0 | 0 | 0,00% | -792 |
| 54-55 | 0 | 0 | 0 | 0,00% | 0 |
| 55-56 | 0 | 0 | 0 | 0,00% | 0 |
| 56-57 | 0 | 0 | 0 | 0,00% | 0 |
| 57-58 | 0 | 0 | 0 | 0,00% | 0 |
| 58-59 | 0 | 0 | 996 | 100,00% | 996 |
| 59-60 | 0 | 0 | 0 | 0,00% | -996 |
| 60-61 | 0 | 0 | 0 | 0,00% | 0 |
| 61-62 | 0 | 0 | 1258 | 100,00% | 1258 |
| 62-63 | 0 | 0 | 1249 | -0,72% | -9 |
| 63-64 | 0 | 0 | 0 | 0,00% | -1249 |
| 64-65 | 0 | 0 | 0 | 0,00% | 0 |
| 65-66 | 0 | 0 | 1309 | 100,00% | 1309 |
| 66-67 | 0 | 0 | 1355 | 3,39% | 46 |
| 67-68 | 0 | 0 | 1759 | 22,97% | 404 |
| 68-69 | 0 | 0 | 2104 | 16,40% | 345 |
| 69-70 | 0 | 0 | 2032 | -3,54% | -72 |
| 70-71 | 0 | 0 | 2120 | 4,15% | 88 |
| 71-72 | 0 | 0 | 2535 | 16,37% | 415 |
| 72-73 | 0 | 0 | 2542 | 0,28% | 7 |
| 73-74 | 0 | 0 | 2731 | 6,92% | 189 |
| 74-75 | 0 | 0 | 2973 | 8,14% | 242 |
| 75-76 | 0 | 0 | 3061 | 2,87% | 88 |
| 76-77 | 0 | 0 | 2880 | -6,28% | -181 |
| 77-78 | 0 | 0 | 3208 | 10,22% | 328 |
| 78-79 | 0 | 0 | 3471 | 7,58% | 263 |
| 79-80 | 0 | 0 | 3770 | 7,93% | 299 |



Crédit Mutuel
PARTENAIRE OFFICIEL

| Saison | Total Masculin | Total Féminin | Total | % Augmentation | Différence |
|--------|----------------|---------------|-------|----------------|------------|
| 80-81 | 0 | 0 | 3977 | 5,20% | 207 |
| 81-82 | 0 | 0 | 3987 | 0,25% | 10 |
| 82-83 | 0 | 0 | 3883 | -2,68% | -104 |
| 83-84 | 2349 | 1709 | 4058 | 4,31% | 175 |
| 84-85 | 2586 | 1749 | 4335 | 6,39% | 277 |
| 85-86 | 2714 | 1778 | 4492 | 3,50% | 157 |
| 86-87 | 2459 | 1506 | 3965 | -13,29% | -527 |
| 87-88 | 2472 | 1657 | 4129 | 3,97% | 164 |
| 88-89 | 2458 | 1635 | 4093 | -0,88% | -36 |
| 89-90 | 2350 | 1699 | 4299 | 4,79% | 206 |
| 90-91 | 2654 | 1761 | 4415 | 2,63% | 116 |
| 91-92 | 3018 | 1832 | 4850 | 8,97% | 435 |
| 92-93 | 3452 | 1872 | 5324 | 8,90% | 474 |
| 93-94 | 3685 | 1884 | 5569 | 4,40% | 245 |
| 94-95 | 3813 | 1831 | 5644 | 1,33% | 75 |
| 95-96 | 3522 | 1752 | 5274 | -7,02% | -370 |
| 96-97 | 3545 | 1716 | 5261 | -0,25% | -13 |
| 97-98 | 3658 | 1722 | 5380 | 2,21% | 119 |
| 98-99 | 3636 | 1753 | 5389 | 0,17% | 9 |
| 99-00 | 3703 | 1902 | 5355 | -0,63% | -34 |
| 00-01 | 3553 | 1885 | 5438 | 1,53% | 83 |
| 01-02 | 3635 | 2004 | 5639 | 3,56% | 201 |
| 02-03 | 3665 | 2056 | 5721 | 1,43% | 82 |
| 03-04 | 3750 | 2034 | 5784 | 1,09% | 63 |
| 04-05 | 3921 | 2219 | 6140 | 5,80% | 356 |
| 05-06 | 3961 | 2228 | 6189 | 0,79% | 49 |
| 06-07 | 4016 | 2213 | 6229 | 0,64% | 40 |
| 07-08 | 4070 | 2083 | 6153 | -1,24% | -76 |
| 08-09 | 3988 | 2210 | 6198 | 0,73% | 45 |
| 09-10 | 4021 | 2215 | 6236 | 0,61% | 38 |
| 10-11 | 4059 | 2198 | 6257 | 0,34% | 21 |
| 11-12 | 4311 | 2241 | 6552 | 4,50% | 295 |
| 12-13 | 4520 | 2299 | 6819 | 3,92% | 267 |
| 13-14 | 4732 | 2374 | 7106 | 4,04% | 287 |
| 14-15 | 4759 | 2322 | 7081 | -0,35% | -25 |
| 15-16 | 4971 | 2262 | 7233 | 2,10% | 152 |
| 16-17 | 4935 | 2339 | 7274 | 0,56% | 41 |
| 17-18 | 4926 | 2279 | 7205 | -0,96% | -69 |
| 18-19 | 5010 | 2285 | 7295 | 1,23% | 90 |
| 19-20 | 5075 | 2327 | 7402 | 1,45% | 107 |
| 20-21 | 4330 | 1894 | 6224 | -18,93% | -1178 |
| 21-22 | 4834 | 2213 | 7047 | 11,68% | 823 |



COMPARATIF SUR 8 SAISONS

| | MASCULINS | | | | | | | | FEMININS | | | | | | | |
|-----------------------------|--------------|--------------|--------------|--------------|--------------|--------------|--------------|--------------|--------------|--------------|--------------|--------------|--------------|--------------|--------------|--------------|
| | Saison 14/15 | Saison 15/16 | Saison 16/17 | Saison 17/18 | Saison 18/19 | Saison 19/20 | Saison 20/21 | Saison 21/22 | Saison 14/15 | Saison 15/16 | Saison 16/17 | Saison 17/18 | Saison 18/19 | Saison 19/20 | Saison 20/21 | Saison 21/22 |
| SENIORS | 932 | 969 | 887 | 861 | 877 | 881 | 849 | 839 | 346 | 329 | 336 | 317 | 341 | 361 | 301 | 307 |
| U20 - JUNIORS | 84 | 78 | 55 | 84 | 71 | 91 | 89 | 93 | 51 | 48 | 26 | 28 | 25 | 21 | 31 | 27 |
| U18 - CADETS JUNIORS | 219 | 219 | 216 | 227 | 246 | 276 | 273 | 270 | 132 | 103 | 105 | 111 | 103 | 111 | 108 | 126 |
| U17 - CADETS | 355 | 366 | 391 | 424 | 427 | 474 | 469 | 433 | 202 | 194 | 204 | 188 | 169 | 228 | 204 | 203 |
| U15 - MINIMES | 496 | 524 | 539 | 535 | 546 | 546 | 476 | 566 | 253 | 250 | 267 | 311 | 300 | 322 | 320 | 266 |
| U13 - BENJAMINS | 539 | 516 | 597 | 578 | 548 | 578 | 542 | 551 | 304 | 335 | 339 | 316 | 360 | 317 | 236 | 244 |
| U11 - POUSSINS | 557 | 633 | 597 | 565 | 602 | 586 | 504 | 603 | 304 | 330 | 358 | 302 | 270 | 281 | 259 | 348 |
| U9 - MINI-POUSSINS | 499 | 575 | 536 | 499 | 507 | 504 | 384 | 515 | 233 | 227 | 224 | 195 | 219 | 222 | 139 | 242 |
| U7 - BABY | 442 | 469 | 474 | 465 | 505 | 501 | 284 | 439 | 141 | 139 | 154 | 172 | 179 | 179 | 96 | 195 |
| DETENTE | 232 | 213 | 208 | 238 | 254 | 220 | 179 | 250 | 120 | 83 | 91 | 85 | 81 | 64 | 36 | 59 |
| NON-JOUEURS | 404 | 410 | 435 | 450 | 425 | 418 | 281 | 275 | 236 | 224 | 235 | 254 | 237 | 221 | 164 | 196 |
| TOTAL | 4 759 | 4 972 | 4 935 | 4 926 | 5 008 | 5 075 | 4 330 | 4 834 | 2 322 | 2 262 | 2 339 | 2 279 | 2 284 | 2 327 | 1 894 | 2 213 |
| Ecart | | 213 | -37 | -9 | 82 | 67 | -745 | 504 | | -60 | 77 | -60 | 5 | 43 | -433 | 319 |